


STATISTICAL REPORT

GUAM 1982




OFFICE OF VITAL STATISTICS
DEPARTMENT OF PUBLIC HEALTH

and

SOCIAL SERVICES

GOVERNMENT OF GUAM

AGANA, GUAM



ANNUAL STATISTICAL REPORT 1982



Department of Public Health and Social Services

DENNIS G. RODRIGUEZ - Director

"Office of Vital Statistics Staff"

*Julita V. Santos - Territorial Registrar
Elpidia T. Acfalle - Vital Statistics Worker
Barbara D.C. Santos - Vital Statistics Worker
Dorothea F. Martinez - Vital Statistics Worker
Joseph A. Nauta - Vital Statistics Worker*

*Government of Guam
P.O.Box 2816
Agana, Guam 96910*




TABLE OF CONTENTS

	<u>PAGE NO.</u>
A. <u>FORWARD</u>	1-3
B. <u>SUMMARY</u>	
Definitions	4
Technical Notes	5
Comparative Summary of Vital Events	6
Births and Deaths - Natural Increase	7
C. <u>NATALITY</u>	
Live Births by Place of Occurrence and Month of Birth	8
Live Births by Race and Sex	9
Live Births by Mother's Birthplace and Place of Birth	10
Live Births by Parents' Birthplace	11
Live Births by Mother's Birthplace, Illegitimacy, and Ratio to Total Births	12
Live Births Reallocated to Usual Residence of Mother, Mother's Birthplace, and Birth Rate by Village	13
Live Births Reallocated to Usual Residence and Age of Mother	14
Live Births by Age of Parents	15
Live Births by Age of Mother-by Legitimacy and Sex	16
Live Births by Age of Father-by Legitimacy and Sex	16
Live Births by Race of Mother and Month of First Prenatal Visit	17
Live Births by Month of First Prenatal Visit and Number of Children Born to Mother	18
Live Births by Birth Order and Age of Mother	19
Live Births by Type and Gestational Age	20
Live Births by Weight at Birth and Gestation Period	21
Live Births by Birth Weight and age of Mother	22
Live Births by Weight and Birth Order	23
Live Births by Education of Mother and Number of Children Born to Mother	24
Live Births by Education of Father and Number of Children Born to Mother	25
Live Births by Sex of Child and Age of Mother	26
Live Births by Age of Mother and Month of First Prenatal Visit	27
Live Births by Age of Mother and Congenital Malformation	28
Live Births by Age of Mother and Complication of Labor	28
Live Births by Race and Age of Mother	30
Illegitimate Live Births by Age of Mother and Number of Children Born to Mother	31
Illegitimate Live Births by Birthplace and Age of Mother	32
Illegitimate Live Births by Education of Mother and Number of Children Born to Mother	33

D. MORTALITY

Total Deaths by Sex and Percent	34
Total Deaths by Place, Sex and Percent	34
Total Deaths by Place and Month of Occurrence	35
Deaths by Age and Sex	36
Distribution of Deaths by Age	37
Deaths Reallocated to the "Usual Residence" of Deceased at Time of Death and Death Rate by Village	38
Total Deaths by Race, Age and Sex	39
Deaths from Specific Cause by Age and Sex	40
Deaths from Specific Cause by Age and Sex	41
Deaths from Specific Cause by Age and Sex	42-45
Total Deaths by Race, by Method of Disposition	46
Deaths and Autopsy Performed	46
Deaths by Age, Marital Status, and Sex	47
Deaths by Age and Sex (Urban and Rural)	48
Deaths by Sex, Occupation, and Age	49
Infant Deaths by Month of Death	50
Infant Deaths by Race of Mother, by Month of Prenatal Visit	51
Infant Deaths by Age, Sex and Place of Death	52
Infant Deaths by Selected Causes, by Birth Weight, Sex, and Age at Death	53
Infant Deaths by Village and Cause of Death	54
Fetal Deaths by Sex and by Month	55
Fetal Deaths by Race of Parents	55
Fetal Deaths by Birth Order and Age of Mother	56
Fetal Deaths by Race and Age of Mother	57
Deaths from Major Cardiovascular Renal Disease by Sex and Age	58
Accidental Deaths by Type and Month	59
Tuberculosis Deaths by Age, Sex, and Age	60
Motor Vehicle Fatalities by Sex and Age	61
The Ten(10) Leading Causes of Death	62
Ten Leading Causes of Death (1973-1982)	63

E. MARRIAGES

Marriages by Month of Marriage	64
Marriages by Place and Month of Occurrence	65
First Marriages by Age of Groom and Bride	66
Marriages by Previous Marital Status of Bride and Groom	67
Marriages by Age and Previous Marital Status of Bride and Groom	68-69
Marriages by Age of Groom and Bride	70
Marriages by Age, Race of Groom, and Race of Bride	71
Marriages by Birthplace of Bride and Groom	72
Marriages by Residence of Groom and of Bride	73

F. DIVORCES

Divorces - Number of Childred Reported	74
Divorces - Party to Whom Granted	74
Divorces and Annulments by Month of Occurrence	75
Divorces and Annulments by Number of Children Reported Under 18 Years of Age	75
Divorces by Age of Husband and Age of Wife	76
Divorces by Duration of Marriage and Number of Children	77
Divorces by Duration of Marriage and Age of Husband and Wife	78
Divorces and Annulments by Legal Grounds and Duration of Marriage	79
Divorces and Annulments by Education of Husband and Education of Wife	80
Divorces and Annulments by Race of Husband and Race of Wife	81
Divorces Granted	82

G. ADOPTIONS


Adoptions by Month	83
--------------------	----

H. OTHER ACTIVITIES

Guam Children's Services	84-91
Annual Summary of Notifiable Diseases by Month	92
Annual Summary of Certain Notifiable Disease by Age	93-95
Annual Summary of Notifiable Disease by Village of Residence	96
Division of Environmental Health	97-10

I. APPENDIX

Map of Guam	102
Certificate of Live Birth	103
Certificate of Death	104
Certificate of Fetal Death	105
Certificate of Marriage	106
Certificate of Divorce or Annulment	107



FOREWORD

This volume is the thirteenth edition of the Annual Statistical Report prepared in a booklet printed form. It contains data compiled from certificates registered with the Office of Vital Statistics (these certificates can be found on the back). The time period for this report is based on calendar year 1982.

It is hoped that this report will be useful to health data users. Questions and comments concerning data presented in this report should be directed to the Department of Public Health and Social Services, Office of Vital Statistics, P.O. Box 2816, Agana, Guam 96910.

In analyzing any data, the possibility of errors should not be overlooked. There are several types of possible errors, including errors by the informant as well as errors in processing and compilation. However, the most potentially dangerous error would be that of improper interpretation.

NATALITY - In 1982, Guam's live birth rate was 27.5 per 1,000 population. There were 2,267 babies born to married mothers and 725 to unwed mothers. Male births still accounted for 51.8 percent of total births and 48.2 percent were female. A total of 2,992 live births occurred for calendar year 1982 as compared with 3,008 for the previous year.

Multiple births for the year came to 53 and this constituted 1.8 percent of the 2,992 births occurred within the island.

The illegitimate birth rate among residents was 242.3 per 1,000 live births. There were 725 illegitimate live births in 1982 as compared to 663 for 1981, an increase of 62.

Babies of low birth weight, those weighing under five (5) pounds, eight (8) ounces, totaled 255 or 8.5 percent of the 2,992 live births recorded. The normal birth weight babies, those weighing five (5) pounds, nine (9) ounces to nine (9) pounds, fourteen (14) ounces were 2,710, 90.6 percent and 27 infants had high birth weight or 0.9 percent.

For the year, 1,971 or 65.9 percent of the 2,992 mothers reported that they had seen a physician for prenatal care within the first three months of their pregnancy. A total of 24 mothers or 0.8 percent of total births reported that they received no prenatal care at all.

MORTALITY - A total of 443 deaths was registered in 1982, 37 more than in 1981.

The most important data item reported on the death certificate is the cause of death. Knowing what people die of provides a measure of the health of the population. Death statistics by cause of death were based on death certificates coded for underlying cause using the 9th Revision of the International Classification of Diseases, World Health Organization.

The leading cause of death continued to be heart disease, accounting for 116 or 26.2 percent of all deaths. The ranking of the three (3) most frequent causes of death - heart disease, neoplasms and cerebrovascular disease has remained the same since 1980. Since 1973, perinatal conditions has been listed as one of the top ten leading causes of death except for 1979 and 1982. Diabetes mellitus has moved up from ninth place in 1981 to the fifth place. Other diseases of central nervous system climbed from seventh place in 1981 to fourth place in 1982. Motor vehicle accidents dropped from the fifth place to eighth in 1982.

MARRIAGES - In 1982, the number of marriages was 1,393 compared to 1,480 in 1981. The rate was 12.8 per 1,000 population, a slight decrease from the rate of 14.0 recorded in 1981.

For individuals previously widowed, the highest number of marriages occurred in the age groups 25-29 and 45-49 for women and 50-54 for men. Among those previously divorced, the age group 25-29 has the highest number of marriages for women and age group 30-34 for men. Age 25-29 was the most common age group for first marriages for both women and men. Of all the brides, 1,148 or 82.4 percent had never been married before; 1.4 percent were widowed; 14.9 percent were previously divorced; and 19 or 1.4 percent for annulment. The previous marital status of grooms was 1,135 or 81.5 percent were never married; 1.6 percent were widowers; 15.6 were previously divorced and 1.3 percent were annulled just about the same for brides. For marriages under the age of twenty, 16.5 percent were among the brides and 7.5 percent among the grooms.

June was the most popular month for marriages in 1982 with 138 marriages. The least popular month was January with only 81 marriages taking place.

DIVORCES - The trend in divorces for 1982 was upward with a total of 458 as compared with 357 in 1981. The rate was 4.2 per 1,000 population.

Marriages of 20 years and over duration had the highest number of divorces - 59 cases. Next was 3 years duration with 52 cases.

The largest proportion of wives and husbands undergoing divorce in 1982 was in the age group 25-29. The next age group was 20-24 for wives and age group 30-34 for husbands.

The year ended with 50 annulments.

DEFINITIONS

Since this report utilizes various terms and technical connotations, it is necessary to define them to aid reader in the correct interpretation of the data. The following terms and notes are listed to achieve that objective.

BIRTH WEIGHT - Weight of fetus or infant at time of delivery.

LIVE BIRTH - The complete expulsion or extraction from its mother of product of human conception, irrespective of the duration of pregnancy, which, after such expulsion or extraction, breathes, or shows any other evidence of life such as beating of the heart, pulsation of the umbilical cord or definite movement of the voluntary muscles, whether or not the umbilical cord has been cut or the placenta is attached.

GESTATIONAL PERIOD - Number of weeks elapsed between the first day of the last menstrual period and date of delivery.

LIVE-BIRTH ORDER - Order number is equal to number of previous live births plus current birth.

LOW-WEIGHT - Birth wherein the weight is equivalent to 2,500 grams or less (5lbs., 8ozs.).

FETAL DEATHS - Death prior to the complete expulsion or extraction from its mother of a product of human conception, irrespective of the duration of pregnancy; the death is indicated by the fact that after such expulsion or extraction the fetus does not breathe or show any other evidence of life such as beating of the heart, pulsation of the umbilical cord, or definite movement of voluntary muscles.

INFANT DEATH - Death occurring to an individual of less than one year of age.

MATERNAL DEATH - Death wherein the physician has designated a maternal condition as the underlying cause of death.

NEONATAL DEATH - Death occurring to an infant less than 28 days of age.

PERINATAL DEATH - The total of fetal deaths and deaths to infants within the first six days of life.

OCCURRENCE - Place where the event actually occurred.

UNDERLYING CAUSE OF DEATH - That condition giving rise to the chain of events leading to death.

NATURAL INCREASE - The excess of births over deaths.

TECHNICAL NOTES

Crude Birth Rate:	$\frac{\text{Total Live Births} \times 1,000}{\text{Total Population}}$
Illegitimacy Rate:	$\frac{\text{Total Illegitimate Births} \times 1,000}{\text{Total Live Births}}$
Crude Death Rate:	$\frac{\text{Total Deaths} \times 1,000}{\text{Total Population}}$
Crude Rate of Natural Increase:	$\frac{\text{Live Births} - \text{Deaths} \times 1,000}{\text{Total Population}}$
Divorce and Annulment Rate:	$\frac{\text{Total Divorces and Annulments} \times 1,000}{\text{Total Population}}$
Fetal Death Rate:	$\frac{\text{Total Fetal Deaths} \times 1,000}{\text{Total Live Births}}$
Infant Death Rate:	$\frac{\text{Death under one year of age} \times 1,000}{\text{Total Live Births}}$
Perinatal Death Rate:	$\frac{\text{Number of Perinatal Deaths} \times 1,000}{\text{Total Live Births plus Fetal Deaths}}$
Marriage Rate:	$\frac{\text{Total Marriages} \times 1,000}{\text{Total Population}}$
Neonatal Death Rate:	$\frac{\text{Deaths less than 28 days} \times 1,000}{\text{Total Live Births}}$
Fertility Rate:	$\frac{\text{Total Live Births} \times 1,000}{\text{Total Female Population (age 15-44)}}$
Low-Weight Birth Rate:	$\frac{\text{Total Low-Weight Births} \times 1,000}{\text{Total Live Births}}$

OFFICE OF VITAL STATISTICS
DEPARTMENT OF PUBLIC HEALTH AND SOCIAL SERVICES

"SUMMARY OF VITAL STATISTICS"
GUAM, M.I.

	1980		1981		1982	
	NO.	RATES	NO.	RATES	NO.	RATES
<i>LIVE BIRTHS</i>	3,003	28.4	3,008	28.4	2,992	27.5
<i>LEGITIMATE</i>	2,394	22.6	2,345	22.2	2,267	20.9
<i>ILLEGITIMATE</i>	609	202.8	663	220.4	725	242.3
<i>DEATHS</i>	422	4.0	406	3.8	443	4.1
<i>INFANT DEATHS</i>	49	16.3	32	10.6	34	11.4
<i>NEONATAL DEATHS</i>	35	11.7	29	9.6	16	5.3
<i>MATERNAL DEATHS</i>	1	0.3	-	-	-	-
<i>FETAL DEATHS</i>	32	10.7	39	13.0	38	12.7
<i>MARRIAGES</i>	1,636	15.5	1,480	14.0	1,393	12.8
<i>DIVORCES</i>	489	4.6	357	3.4	458	4.2

(108,700)*


BIRTH AND DEATH RATES PER 1,000 POPULATION. INFANT, NEONATAL, MATERNAL, AND FETAL DEATH RATES PER 1,000 LIVE BIRTHS.

* Estimates by Bureau of Planning.


BIRTHS AND DEATHS
AND RESULTANT NATURAL INCREASE

1968 - 1982

<u>YEAR</u>	<u>BIRTHS</u>	<u>DEATHS</u>	<u>NATURAL INCREASE</u>
1968	2512	356	2156
1969	2699	421	2278
1970	2875	355	2520
1971	3068	364	2704
1972	3206	409	2797
1973	3234	435	2799
1974	3226	449	2777
1975	3163	441	2722
1976	3048	466	2582
1977	3007	380	2627
1978	2905	424	2481
1979	2950	377	2573
1980	3003	422	2581
1981	3008	406	2602
1982	2992	443	2549



NATALITY STATISTICS



NATALITY - LIVE BIRTHS BY PLACE OF OCCURRENCE AND MONTH OF BIRTH FOR 82

PLACE OF OCCURRENCE	TOTAL	M O N T H O F B I R T H												UNK.
		JAN	FEB	MAR	APR	MAY	JUNE	JULY	AUG	SEPT	OCT	NOV	DEC	
GUAM MEMORIAL HOSPITAL	2107	163	166	188	147	175	180	182	156	185	175	191	199	0
NAVAL HOSPITAL	880	85	61	55	72	66	65	73	86	89	75	79	74	0
HOME	5	0	1	0	1	0	0	0	1	0	0	0	2	0
OUTSIDE GUAM	0	0	0	0	0	0	0	0	0	0	0	0	0	0
UNKNOWN	0	0	0	0	0	0	0	0	0	0	0	0	0	0
TOTAL	2992	248	228	243	220	241	245	255	243	274	250	270	275	0

NATALITY - LIVE BIRTHS BY RACE AND SEX FOR - 82

RACE	MALE	FEMALE	NOT REPORTED
GUAMANIAN	344	304	0
CAUCASIAN	224	220	0
FILIPINO	255	213	0
MICRONESIAN	32	33	0
JAPANESE	9	8	0
NEGRO	30	29	0
CHINESE	10	7	0
GUAM-OTHER	144	148	0
GUAM-UNK	264	249	0
ALL OTHER	239	229	0
NOT REPORTED	0	1	0
TOTAL	1551	1441	0

NATALITY - LIVE BIRTHS BY MOTHER'S BIRTH PLACE AND PLACE OF BIRTH - 82

MOTHER'S BIRTHPLACE	TOTAL ALL PLACES	PLACE OF BIRTH				UNKNOWN
		G M H	U S N H	H O M E	O U T S I D E	
GUAM	1308	1193	115	0	0	0
UNITED STATES	653	145	505	3	0	0
PHILIPPINES	613	439	173	1	0	0
TRUST TERRITORY	204	178	25	1	0	0
JAPAN	45	36	9	0	0	0
ALL OTHERS	166	113	53	0	0	0
UNKNOWN	3	3	0	0	0	0
TOTAL	2992	2107	880	5	0	0

NATALITY - LIVE BIRTHS BY PARENTS BIRTHPLACE FOR 82

MOTHER'S BIRTHPLACE	TOTAL ALL PLACES	FATHER'S BIRTHPLACE						OTHER	UNK.
		GUAM	USA	P.I.	T.T.	JAPAN	OTHER		
GUAM	1308	607	75	66	33	11	11	505	
UNITED STATES	653	62	503	12	7	3	13	53	
PHILIPPINES	613	33	81	455	0	5	5	34	
TRUST TERRITORY	204	38	28	5	62	0	0	71	
JAPAN	45	8	11	3	1	17	3	2	
ALL OTHERS	166	10	54	8	1	1	74	18	
UNKNOWN	3	0	0	0	1	0	1	1	
TOTAL	2992	758	752	549	105	37	107	684	