

GUAM

ANNUAL STATISTICAL REPORT

1974



DEPARTMENT OF PUBLIC HEALTH & SOCIAL SERVICES

PEDRO L.G. SANTOS - DIRECTOR

OFFICE OF VITAL STATISTICS STAFF:

JULITA V. SANTOS - TERRITORIAL REGISTRAR

EDWARD C. TORRES - STATISTICAL WORKER

JOSEPH A. NAUTA - STATISTICAL WORKER

ELPIDIA T. ACFALLE - CARD PUNCH OPERATOR

GOVERNMENT OF GUAM P.O. Box 2816

AGANA, GUAM 96910

TABLE OF CONTENTS

PAGE NO.

| | | |
|----|---|----|
| A. | <u>FOREWORD</u> | 1 |
| B. | <u>SUMMARY</u> | |
| | Comparative summary of Vital Events | 2 |
| C. | <u>NATALITY</u> | |
| | Live Births by Place of Occurrence and Month of Birth | 3 |
| | Live Births by Sex and Race | 4 |
| | Live Births by Place of Birth and Mother's Birthplace | 5 |
| | Live Births by Parents' Birthplace | 6 |
| | Live Births by Mother's Birthplace, Illegitimacy and Ratio to Total Births | 7 |
| | Live Births Reallocated to usual Residence of mother, Mother's Birthplace and Birth Rate by Village | 8 |
| | Live Births Reallocated to usual Residence and Age of Mother | 9 |
| | Live Births by Age of Parents | 10 |
| | Live Births by Age of Mother-by Legitimacy and Sex | 11 |
| | Live Births by Age of Father-by Legitimacy and Sex | 12 |
| | Live Births by Race of Mother and Month of First Prenatal Visit | 13 |
| | Live Births by Month of First Prenatal Visit and Number of Children born to Mother | 14 |
| | Live Births by Age of Mother and Birth Order | 15 |
| | Live Births by Type and Gestational Age | 16 |
| | Live Births by Weight at Birth and Gestation Period | 17 |
| | Live Births by Age of Mother and Live Birth Weight | 18 |
| | Live Births by Weight and Birth Order | 19 |
| | Live Births by Education of Mother and Number of Children born to Mother | 20 |
| | Live Births by Education of Father and Number of Children born to Mother | 21 |
| | Live Births by Age of Mother and Sex of Child | 22 |
| | Illegitimate Live Births by Age of Mother and Number of Children Born to Mother | 23 |
| | Illegitimate Live Births by Birthplace and Age of Mother | 24 |
| | Illegitimate Live Births by Birthplace of Mother and Month of First Prenatal Visit | 25 |
| | Illegitimate Live Births by Education of Mother and Number of Children born to Mother | 26 |
| D. | <u>MORTALITY</u> | |
| | Total Deaths by Sex and Percent | 27 |
| | Total Deaths by Sex, Place and Percent | 27 |
| | Total Deaths by Place and Month of Occurrence | 28 |
| | Deaths by Age and Sex | 29 |
| | Distribution of Deaths by Age | 30 |

| | |
|---|----|
| Deaths Reallocated to the "Usual Residence" of Deceased at Time of Death and Death Rate By Village | 31 |
| Total Deaths by Race, Age and Sex | 32 |
| Deaths from Specific Cause by Age and Sex | 33 |
| Total Deaths by Race, by Method of Disposition, and Autopsy Performed | 34 |
| Deaths by Age, Marital Status and Sex | 35 |
| Deaths by Age and Sex (Urban & Rural) | 36 |
| Infant Deaths by Month of Death | 37 |
| Infant Deaths by Race of Mother, by Month of Prenatal Visit | 38 |
| Infant Deaths by Age, Sex and Place of Death | 39 |
| Fetal Deaths by Sex and by Month | 40 |
| Fetal Deaths by Birthplace of Parents | 41 |
| Fetal Deaths by Age of Mother and Birth Order | 42 |
| Fetal Deaths by Cause and Gestation Period | 43 |
| Deaths from Major Cardiovascular Renal Diseases by Sex and Age | 44 |
| Tuberculosis Deaths by Age, Sex and Race | 45 |
| Accidental Deaths by Type and Month | 46 |
| Motor Vehicle Fatalities by Sex and Age | 47 |
| The Ten (10) Leading Causes of Death | 48 |
| | |
| E. <u>MARRIAGES</u> | |
| Marriages by Month of Marriage | 49 |
| Marriages by Previous Marital Status of Bride and Groom | 49 |
| Marriages by Place and Month of Occurrence | 50 |
| Marriages by Age and Previous Marital Status of Bride and Groom | 51 |
| Marriages by Age of Bride and Groom | 52 |
| Marriages by Race of Groom and Race of Bride | 53 |
| Marriages by Birthplace of Bride and Groom | 54 |
| Marriages by Residence of Bride and of Groom | 55 |
| | |
| F. <u>ADOPTIONS</u> | |
| Adoptions by Month | 56 |
| | |
| G. <u>DIVORCES</u> | |
| Divorces and Annulments by Month of Occurrence | 57 |
| Divorces and Annulments by Number of Children Reported under 18 years of Age | 57 |
| Divorces by Age of Husband and Age of Wife | 58 |
| Divorces by Duration of Marriage and Number of Children | 59 |
| Divorces by Duration of Marriage and Age of Husband and Wife | 60 |
| Divorces and Annulments by Legal Grounds and Duration of Marriage | 61 |
| Divorces Granted | 62 |

H. OTHER ACTIVITIES

| | |
|---|----|
| Nursing - Women's Health Services | 63 |
| Nursing - General Clinic Services | 64 |
| Nursing - Immunization | 65 |
| Laboratory - Examinations Performed | 66 |
| Hearing and Speech Center | 67 |
| Annual Summary of Certain Notifiable Diseases by Age | 68 |
| Annual Summary of Notifiable Diseases by Month | 69 |
| Annual Summary of Notifiable Diseases by Usual Residence | 70 |

I. APPENDIX

| | |
|-------------------------------------|----|
| Map of Guam | 71 |
| Certificate of Live Birth | 72 |
| Certificate of Death | 73 |
| Certificate of Fetal Death | 74 |
| Certificate of Marriage | 75 |
| Certificate of Divorce or Annulment | 76 |

FOREWORD

This volume is the fifth edition of the Annual Statistical Report prepared in booklet, printed form. It contains data compiled from certificates registered with the Office of Vital Statistics (These certificates can be found on the back).


Births. For the first time, the year ended with a slight decrease in live births with a birth rate of 29.2 per 1,000 population compared to 30.9 per 1,000 in 1973, a decrease of 1.7. Deliveries at the civilian hospital, totaled 2326 and 898 deliveries in the military hospital with two (2) home deliveries. There were 9 live births from mothers under 15 years of age - seven illegitimates. Illegitimate births totaled 420 with a rate of 129.9 per 1,000 live births, a decrease as compared to 466 in 1973.

Of the 3226 births recorded for the year, 1,721 births or 53.3% occurred to mothers who made a prenatal visit during the first three months of their pregnancy. There were 1,145 or 35.5% mothers who postponed their first prenatal visit until the second trimester. There were only 30 mothers without prenatal care.

Deaths. There were 449 deaths for the year, an increase of 14 from previous year. The death rate was 4.1 based on 449 deaths per 1,000 population. Infant mortality rate was 23.3 per 1,000 live births, about the same as for 1973. With a slight increase the rate for fetal death was 12.1. Out of 39 deaths, cause unspecified was the main ill-defined condition and accounted for 10 deaths - next in line was stillbirth with 7 deaths.

Marriages. With a very slight increase, 1974 ended with a total of 2523 marriages with the rate of 22.9 per 1,000 population. As previously indicated, Japanese again rated with the highest number- 1484 Japanese grooms and 1496 Japanese brides.

Divorces. This is the third year in a row since we have started compiling statistics on divorces and annulments. The divorce has increased from 100 in 1973 to 207 in 1974 with a rate of 1.9 per 1,000 population. Annulments numbered 26, six (6) less from previous year. The ages between 35-39 accounted for the highest number of divorces.





OFFICE OF VITAL STATISTICS
DEPARTMENT OF PUBLIC HEALTH AND SOCIAL SERVICES

"SUMMARY OF VITAL STATISTICS"
GUAM, M.I.

| | 1972 | | 1973 | | 1974 | |
|-----------------|------|-------|------|-------|------|-------|
| | NO. | RATES | NO. | RATES | NO. | RATES |
| LIVE BIRTHS | 3206 | 35.1 | 3234 | 30.9 | 3226 | 29.2 |
| LEGITIMATE | 2812 | 30.8 | 2767 | 26.5 | 2806 | 25.4 |
| ILLEGITIMATE | 394 | 122.9 | 466 | 144.1 | 420 | 129.9 |
| DEATHS | 409 | 4.5 | 435 | 4.2 | 449 | 4.1 |
| INFANT DEATHS | 49 | 15.3 | 75 | 23.2 | 75 | 23.3 |
| NEONATAL DEATHS | - | - | - | - | - | - |
| MATERNAL DEATHS | - | - | - | - | - | - |
| FETAL DEATHS | 36 | 11.2 | 33 | 10.2 | 39 | 12.1 |
| MARRIAGES | 2095 | 22.9 | 2510 | 24.0 | 2523 | 22.9 |
| DIVORCES | 109 | 1.2 | 100 | 1.0 | 207 | 1.9 |
| ADOPTION | 162 | 1.8 | 180 | 1.7 | 74 | 0.7 |

(110,294, Department of Commerce)
BIRTH AND DEATH RATES PER 1,000 POPULATION. ↑ INFANT, NEONATAL,
MATERNAL, AND FETAL DEATH RATES PER 1,000 LIVE BIRTHS.

Guam.



NATALITY - LIVE BIRTHS BY PLACE OF OCCURRENCE AND MONTH OF BIRTH FOR 1974

| PLACE OF OCCURRENCE | TOTAL REPORTED | M O N T H O F B I R T H | | | | | | | | | | | | NOT REPORTED |
|-----------------------|----------------|-------------------------|------------|------------|------------|------------|------------|------------|------------|------------|------------|------------|------------|--------------|
| | | JAN | FEB | MAR | APR | MAY | JUN | JUL | AUG | SEPT | OCT | NOV | DEC | |
| GUAM MEMORIAL HOSP | 2326 | 203 | 161 | 185 | 187 | 180 | 191 | 195 | 190 | 186 | 236 | 212 | 200 | - |
| NAVAL HOSPITAL | 898 | 76 | 66 | 76 | 73 | 76 | 74 | 80 | 83 | 68 | 69 | 83 | 74 | - |
| OTHER | 2 | - | - | - | 1 | - | - | - | - | 1 | - | - | - | - |
| TOTAL REPORTED | 3226 | 279 | 227 | 261 | 261 | 256 | 265 | 275 | 273 | 255 | 305 | 295 | 274 | - |

NATALITY - LIVE BIRTHS BY SEX AND RACE FOR**74**

| RACE | MALE | FEMALE | NOT REPORTED |
|---------------------|-------------|---------------|---------------------|
| GUAMANIAN | 519 | 472 | - |
| MICRONESIAN | 46 | 40 | - |
| CAUCASIAN | 435 | 371 | - |
| FILIPINO | 390 | 360 | - |
| NEGRO | 15 | 25 | - |
| JAPANESE | 25 | 18 | - |
| CHINESE | 14 | 13 | - |
| OTHER ASIAN | 11 | 13 | - |
| ALL OTHERS | 25 | 16 | - |
| NOT REPORTED | 213 | 205 | - |
| TOTAL | 1693 | 1533 | - |

NATALITY - LIVE BIRTH BY PLACE OF BIRTH AND MOTHER'S BIRTHPLACE - 1974

| MOTHER'S BIRTHPLACE | TOTAL ALL PLACES | PLACE OF BIRTH | | | NOT REPORTED |
|---------------------|------------------|----------------|--------------|----------|--------------|
| | | G.M. HOSPITAL | U.S.N. HOSP. | OTHER | |
| NOT REPORTED | 1 | 1 | - | - | - |
| GUAM | 1468 | 1347 | 120 | 1 | - |
| TRUST TERRITORY | 154 | 138 | 16 | - | - |
| U.S.A. | 726 | 143 | 582 | 1 | - |
| PHILIPPINES | 660 | 555 | 105 | - | - |
| ALL OTHER | 158 | 94 | 64 | - | - |
| JAPAN | 59 | 48 | 11 | - | - |
| TOTAL | 3226 | 2326 | 898 | 2 | - |

NATALITY - LIVE BIRTHS BY PARENTS' BIRTHPLACE FOR 1974

| MOTHER'S BIRTHPLACE | TOTAL ALL PLACES | FATHER'S BIRTHPLACE | | | | | | UNKNOWN |
|---------------------|---------------------|---------------------|-----|--------------------|-------------|-------|-------|---------|
| | | GUAM | USA | TRUST TERRITORY | PHILIPPINES | OTHER | JAPAN | |
| NOT REPORTED | 1 | 1 | - | - | - | - | - | - |
| GUAM | 1468 | 868 | 108 | 45 | 106 | 6 | 1 | 334 |
| TRUST TERRITORY | 154 | 41 | 16 | 47 | 4 | 3 | - | 43 |
| U.S.A. | 726 | 51 | 618 | 6 | 18 | 13 | 2 | 18 |
| PHILIPPINES | 660 | 19 | 34 | 2 | 586 | 2 | - | 17 |
| ALL OTHER | 158 | 18 | 63 | 2 | 8 | 58 | 6 | 3 |
| JAPAN | 59 | 3 | 14 | 1 | 3 | 4 | 28 | 6 |
| TOTAL ALL PLACES | 3226 | 1001 | 853 | 103 | 725 | 86 | 37 | 421 |

NATALITY - LIVE BIRTHS BY MOTHER'S BIRTHPLACE, ILLEGITIMACY AND RATIO TO TOTAL BIRTHS - 1974

| MOTHER'S BIRTHPLACE | TOTAL ALL PLACES | L E G I T I M A C Y | | | | | | RATIO TO TOTAL BIRTH | |
|---------------------|------------------|---------------------|-------------|----------|-------------------------|------------|----------|----------------------|------------------|
| | | L E G I T I M A C Y | | | I L L E G I T I M A C Y | | | MALE | FEMALE |
| | | MALE | FEMALE | UNKNOWN | MALE | FEMALE | UNKNOWN | | |
| NOT REPORTED | 1 | 1 | - | - | - | - | - | .0 TO 0 | .0 TO 0 |
| GUAM | 1468 | 602 | 535 | - | 176 | 155 | - | 8.3 TO 1 | 9.5 TO 1 |
| TRUST TERRITORY | 154 | 64 | 47 | - | 23 | 20 | - | 6.7 TO 1 | 7.7 TO 1 |
| U.S.A. | 726 | 367 | 342 | - | 5 | 12 | - | 145.2 TO 1 | 60.4 TO 1 |
| PHILIPPINES | 660 | 331 | 312 | - | 8 | 9 | - | 82.5 TO 1 | 73.3 TO 1 |
| ALL OTHER | 158 | 88 | 67 | - | 1 | 2 | - | 158.0 TO 1 | 79.0 TO 1 |
| JAPAN | 59 | 23 | 27 | - | 4 | 5 | - | 14.8 TO 1 | 11.8 TO 1 |
| T O T A L | 3226 | 1476 | 1330 | - | 217 | 203 | - | 14.9 TO 1 | 15.9 TO 1 |

NATALITY - 1974
LIVE BIRTHS REALLOCATED TO USUAL RESIDENCE OF MOTHER,
(MOTHER'S BIRTH PLACE AND BIRTH RATE BY VILLAGE)

| MOTHER'S USUAL RESIDENCE | TOTAL | GUAM | MOTHER'S BIRTHPLACE | | BIRTHPLACE | | | * POPULA- | BIRTH | ** |
|--------------------------|-------------|-------------|---------------------|------------|------------|------------|-----------|-----------|---------------|-------------|
| | | | T.T. | U.S. | P.I. | OTHER | JAPAN | UNKNOWN | TION | RATE |
| NOT REPORTED | 10 | 2 | 1 | 3 | 3 | | | 1 | | |
| AGANA | 57 | 28 | 3 | 8 | 10 | 5 | 3 | | 1,259 | 45.3 |
| AGANA HEIGHTS | 71 | 43 | 4 | 9 | 12 | 3 | | | 4,075 | 17.4 |
| AGAT | 181 | 101 | 7 | 16 | 55 | | 2 | | 13,000 | 13.9 |
| ASAN | 69 | 42 | 3 | 8 | 13 | 3 | | | 2,146 | 32.2 |
| BARRIGADA | 199 | 141 | 17 | 9 | 27 | 5 | | | 6,456 | 30.8 |
| CHALAN PAGO ORDDT | 109 | 81 | 11 | 2 | 11 | 4 | | | 3,209 | 34.0 |
| DEDEDO | 583 | 242 | 25 | 57 | 229 | 17 | 13 | | 15,000 | 38.9 |
| INARAJAN | 64 | 61 | 1 | 1 | | 1 | | | 2,000 | 32.0 |
| HANGILAD | 128 | 72 | 15 | 15 | 22 | 4 | | | 6,000 | 21.3 |
| MERIZO | 60 | 55 | | 5 | | | | | 2,042 | 29.4 |
| MONGMONG-TOTO-MAITE | 171 | 94 | 21 | 22 | 23 | 7 | 4 | | 3,177 | 53.8 |
| PITI | 37 | 22 | 1 | 9 | 5 | | | | 1,250 | 29.6 |
| SANTA RITA | 94 | 60 | 3 | 10 | 16 | 5 | | | 4,094 | 23.0 |
| SINAJANA | 89 | 71 | 3 | 7 | 5 | 3 | | | 6,000 | 14.8 |
| TALOFOFO | 89 | 69 | 3 | 9 | 6 | 1 | 1 | | 1,965 | 45.3 |
| TAMUNING | 350 | 91 | 17 | 59 | 112 | 43 | 28 | | 16,340 | 21.4 |
| UMATAC | 28 | 27 | | | | 1 | | | 1,222 | 22.9 |
| YIGO | 116 | 57 | 2 | 18 | 31 | 8 | | | 4,300 | 27.0 |
| YONA | 109 | 87 | 5 | 9 | 4 | 3 | 1 | | 3,000 | 36.3 |
| MILITARY AREA | 598 | 22 | 7 | 447 | 72 | 43 | 7 | | -- | -- |
| TRUST TERRITORY | 13 | | 4 | 3 | 4 | 2 | | | -- | -- |
| OTHER | 1 | | 1 | | | | | | -- | -- |
| T O T A L | 3226 | 1468 | 154 | 726 | 660 | 158 | 59 | 1 | 96,535 | 33.4 |

* AS RELEASED BY CHIEF COMMISSIONER'S OFFICE. VILLAGE BREAKDOWN NOT AVAILABLE AT DEPARTMENT OF COMMERCE
 ** AS PER 1,000 POPULATION

NATALITY - BIRTHS REALLOCATED - TO USUAL RESIDENCE - AND AGE OF MOTHER 1974

| USUAL RESIDENCE | TOTAL | AGE OF MOTHER | | | | | | | | 50 & OVER | UNK |
|---------------------|-------------|---------------|------------|-------------|------------|------------|------------|-----------|----------|-----------|----------|
| | | UNDER 15 | 15-19 | 20-24 | 25-29 | 30-34 | 35-39 | 40-44 | 45-49 | | |
| NOT REPORTED | 10 | - | 3 | 4 | 3 | - | - | - | - | - | - |
| AGANA | 57 | 1 | 11 | 23 | 12 | 9 | 1 | - | - | - | - |
| AGANA HEIGHTS | 71 | - | 12 | 32 | 17 | 5 | 4 | 1 | - | - | - |
| AGAT | 181 | - | 31 | 67 | 40 | 19 | 16 | 7 | 1 | - | - |
| ASAN | 69 | - | 14 | 25 | 14 | 9 | 5 | 2 | - | - | - |
| BARRIGADA | 199 | - | 41 | 71 | 50 | 25 | 6 | 4 | 1 | 1 | - |
| CHALAN PAGO ORDOT | 109 | - | 23 | 28 | 29 | 17 | 8 | 4 | - | - | - |
| DEDEDO | 583 | 2 | 70 | 205 | 161 | 90 | 40 | 13 | 2 | - | - |
| TNARAJAN | 64 | - | 13 | 20 | 20 | 7 | 4 | - | - | - | - |
| MANGILAO | 128 | 1 | 21 | 48 | 34 | 16 | 6 | 2 | - | - | - |
| MERIZO | 60 | - | 11 | 19 | 24 | 4 | 1 | - | 1 | - | - |
| MONGMONG-TOTO-HAITE | 171 | 1 | 34 | 50 | 47 | 21 | 14 | 4 | - | - | - |
| PITI | 37 | 1 | 7 | 16 | 7 | 3 | 1 | 2 | - | - | - |
| SANTA RITA | 94 | - | 20 | 30 | 24 | 12 | 3 | 5 | - | - | - |
| SINAJANA | 89 | 1 | 17 | 34 | 19 | 11 | 5 | 2 | - | - | - |
| TALOFOFO | 89 | - | 21 | 35 | 19 | 7 | 4 | 2 | 1 | - | - |
| TAMUNING | 350 | 1 | 43 | 112 | 96 | 67 | 20 | 11 | - | - | - |
| UMATAC | 28 | - | 5 | 14 | 6 | 2 | 1 | - | - | - | - |
| YIGO | 116 | 1 | 18 | 37 | 32 | 13 | 10 | 5 | - | - | - |
| YONA | 109 | - | 25 | 42 | 27 | 13 | 1 | 1 | - | - | - |
| MILITARY AREA | 598 | - | 30 | 254 | 212 | 68 | 31 | 3 | - | - | - |
| TRUST TERRITORY | 13 | - | - | 2 | 5 | 6 | - | - | - | - | - |
| OTHER | 1 | - | 1 | - | - | - | - | - | - | - | - |
| T O T A L | 3226 | 9 | 471 | 1168 | 898 | 424 | 181 | 68 | 6 | 1 | - |

NAIATALITY - LIVE BIRTHS BY AGE OF PARENTS - 1974

| AGE OF MOTHER | TOTAL | AGE OF FATHER | | | | | | | OVER 45 | UNKNOWN |
|---------------|-------|---------------|-------|-------|-------|-------|-------|-------|---------|---------|
| | | UNDER 15 | 15-19 | 20-24 | 25-29 | 30-34 | 35-39 | 40-44 | | |
| UNDER 15 | 9 | - | - | 1 | 1 | - | - | - | - | 7 |
| 15-19 | 471 | - | 71 | 178 | 42 | 9 | 3 | - | - | 168 |
| 20-24 | 1168 | - | 16 | 523 | 369 | 86 | 19 | 6 | 4 | 145 |
| 25-29 | 898 | - | - | 57 | 411 | 250 | 68 | 28 | 20 | 64 |
| 30-34 | 424 | - | - | 3 | 50 | 164 | 102 | 46 | 38 | 21 |
| 35-39 | 181 | - | - | 2 | 5 | 25 | 59 | 43 | 36 | 11 |
| 40-44 | 68 | - | - | - | 4 | 2 | 5 | 19 | 27 | 11 |
| OVER 45 | 7 | - | - | - | - | 1 | 1 | 1 | 4 | - |
| UNKNOWN | - | - | - | - | - | - | - | - | - | - |
| TOTAL | 3226 | - | 87 | 764 | 882 | 537 | 257 | 143 | 129 | 427 |