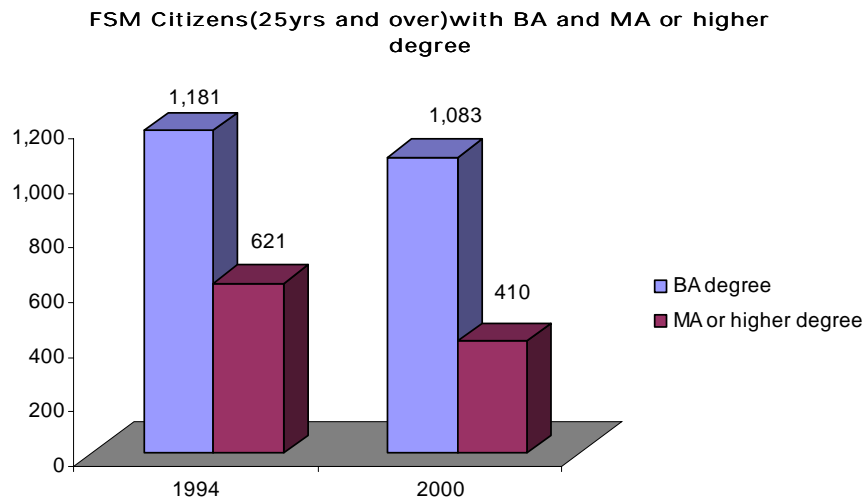


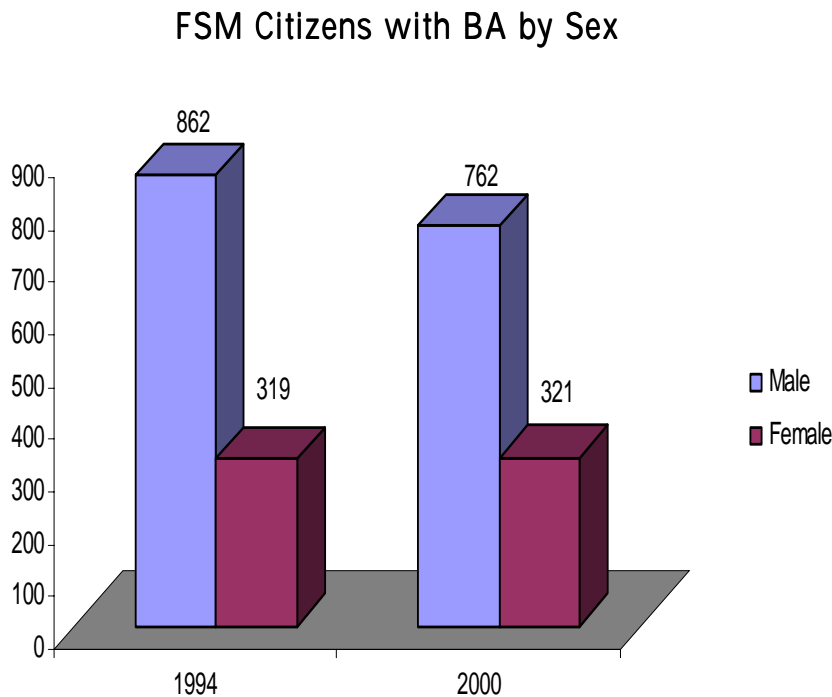
A Closer Look at FSM BA and Higher Degree Holders





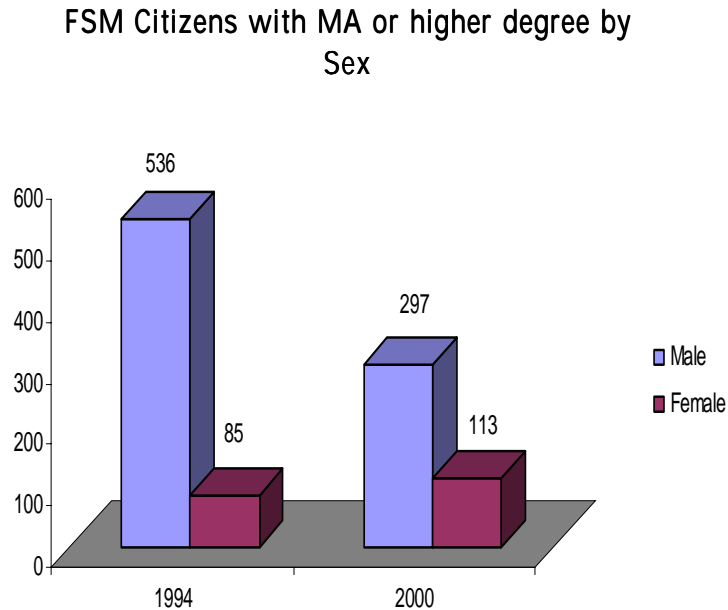
- In 1994, there were 1,181 FSM BA degree holders, and in 2000, that number dropped to 1,083 in 2000.
- In that same period, the number of FSM MA and higher degree holders declined significantly from 621 in 1994 to 410 in 2000.

In a 6 year period, FSM Male BA degree holders declined, while the number of Female BA degree holders rose.



- The number of FSM male BA degree holders also dropped by 100 in 2000.
- On the other hand, the number of female BA degree holders increased by 2.

FSM male MA and higher degree holders declined significantly in 2000, while female counterparts increased.



- In the 6 year period, the number of FSM male MA degree holders dropped sharply in 2000 by 239.
- Females, on the other hand, gained 26 MA or higher degree in that same time period.
- Females have demonstrated increasing success in attaining post-graduate degrees as compared to their male counterparts.

Fewer FSM BA degree holders were in the Labor Force in 2000.



- In 1994, 1,019 FSM BA degree holders were in the Labor Force. Of that total, only 18 were unemployed.
- In 2000, that number dropped to 1,000 and, of that total, 27 were unemployed.

FSM MA and higher degree holders in the Labor Force dropped in 2000.

- In 1994, 533 FSM MA and higher degree holders were in the Labor Force. Of that number, only 6 were unemployed.
- In 2000, that number shrank to 375. Of that total, 3 were unemployed.

Educational Attainment by Income

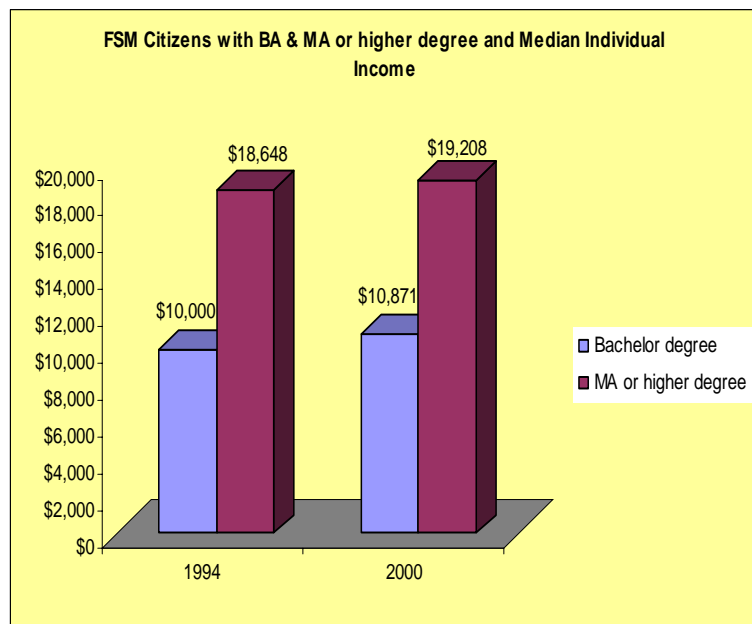
Educational Attainment by Individual Income in 1993 and in 1999, FSM: 1994 and 2000.

Persons 25+ yrs with BA, MA, or higher degree and Income

Degree	1994			2000		
	Total Persons	Median	Mean	Total Persons	Median	Mean
BA	992	\$10,000	\$12,788	1,009	\$10,871	\$18,180
MA or higher degree	299	\$18,648	\$24,477	379	\$19,208	\$54,964

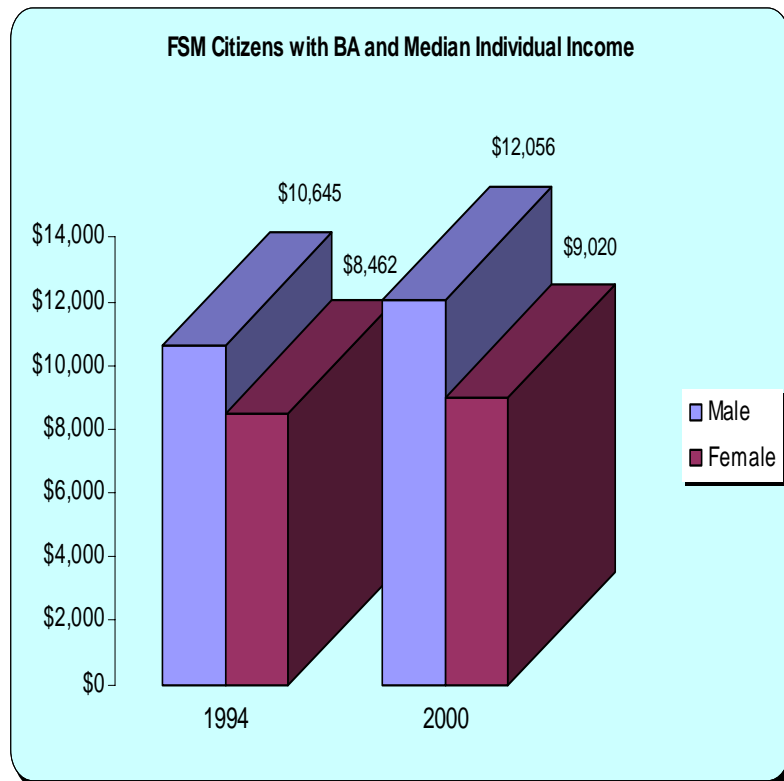


Income increased slightly for BA & higher degree holder (25yrs+)



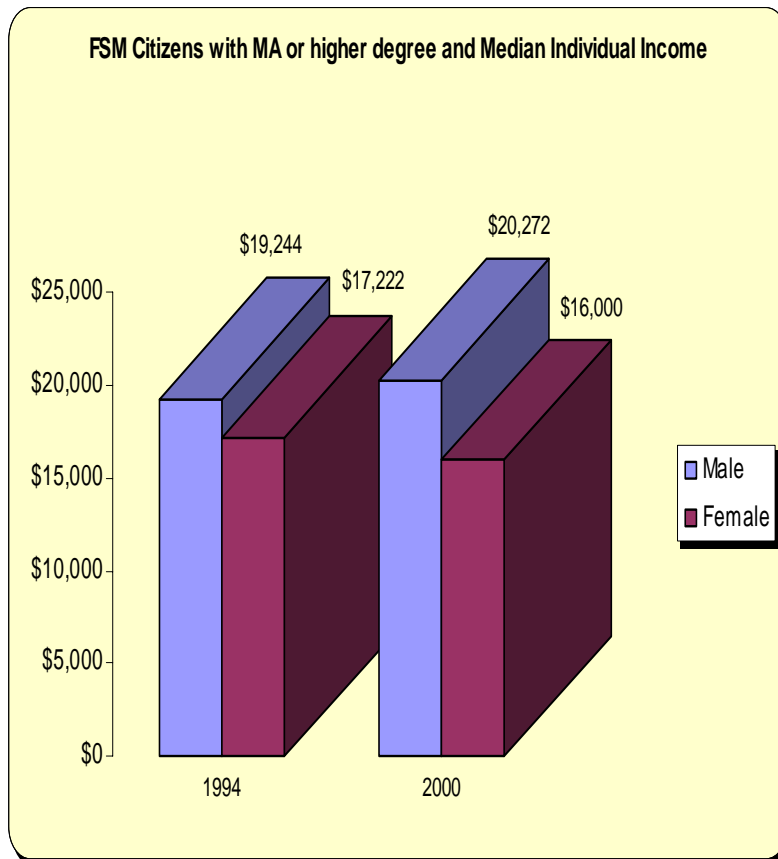
- Although income slightly increased, persons with a BA made a little over \$10,000 in 1999.
- Persons with an MA or higher degree had a far higher income(over \$19,000).
- Clearly, the numbers show strong correlation between educational attainment and income.
- (Note: income is not adjusted for inflation.)

Females (25yrs+) with BA have median income below \$10,000.



- FSM Male BA holder income increased by \$1,411.
- FSM Female BA holder income slightly increased by \$558.
- Although the median income increased for both groups, females still earned incomes below \$10,000 in 2000.
- (Note: income not adjusted for inflation.)

Female MA or higher degree holder (25yrs+) median income dropped in 2000.



- Male MA and higher degree holder income increased by \$1,028.
- Female MA and higher degree holder income decreased by \$1,222.
- In 2000, income level for females remained below \$20,000.
- (Note: income is not adjusted for inflation.)

Summary

- The numbers show encouraging signs of increasing number of females completing BA and Post-Graduate degrees.
- However, female BA, MA and higher degree holders continue to earn much lower incomes than their male counterparts.
- The number of male BA, MA and higher degree holders is declining rapidly.