

PC80-1-A55


Virgin Islands  
of the United States

CHARACTERISTICS OF THE POPULATION

# Number of Inhabitants

## **VIRGIN ISLANDS OF THE UNITED STATES**

# 1980



# **Census of Population**

U.S. Department of Commerce  
BUREAU OF THE CENSUS

# 1980 Census of Population

VOLUME 1  
CHARACTERISTICS OF THE POPULATION

CHAPTER A

## Number of Inhabitants

PART 55  
**VIRGIN ISLANDS  
OF THE UNITED STATES**

PC80-1-A55

Issued November 1982



U.S. Department of Commerce  
Malcolm Baldrige, Secretary  
Guy W. Fiske,  
Deputy Secretary  
Robert G. Dederick,  
Under Secretary for  
Economic Affairs

BUREAU OF THE CENSUS  
Bruce Chapman, Director

### Data Index

---

This index provides a summary listing of the tables in which the particular data are presented. For a listing of the individual tables and their page numbers, see page 1.

---

| The Area                                   | Table |
|--|-------|
| Earliest Census to 1980 .....              | 1     |
| Size of Place .....                        | 7     |
| Urban and Rural: 1930 to 1980 .....        | 8     |
| <b>Islands</b>                             |       |
| Land Area and Population .....             | 2     |
| Urban and Rural .....                      | 3     |
| Island Subdivisions .....                  | 4     |
| <b>Places</b>                              |       |
| All Places .....                           | 5     |
| Incorporated Places of 5,000 or more ..... | 6     |
| <b>Inside and Outside SMSA's</b>           |       |
| Urban and Rural .....                      | 9     |
| Size of Place .....                        | 10    |
| <b>SMSA's</b>                              |       |
| Component Parts .....                      | 11    |
| Type of Residence .....                    | 12    |
| <b>Urbanized Areas</b>                     |       |
| Component Parts .....                      | 13    |

---



## BUREAU OF THE CENSUS

Bruce Chapman, Director

C.L. Kincannon, Deputy Director

### POPULATION DIVISION

Roger A. Herriot, Chief

## Acknowledgments

Many persons participated in the diverse activities of the 1980 census. These acknowledgments generally reflect staff during the census-taking process. The Bureau was guided by then Director, **Vincent P. Barabba** and then Deputy Director, **Daniel B. Levine**. Primary direction of the census program was performed by **George E. Hall**, Associate Director for Demographic Fields, assisted by **Earle J. Gerson**, then Assistant Director for Demographic Censuses, in conjunction with **Barbara A. Bailar**, Associate Director for Statistical Standards and Methodology, **Howard N. Hamilton**, Assistant Director for Computer Services, **Shirley Kallek**, Associate Director for Economic Fields, **James D. Lincoln**, Associate Director for Administration, **Rex L. Pullin**, Associate Director for Field Operations, and **W. Bruce Ramsay**, Associate Director for Information Technology. The director's staff was assisted by **Peter A. Bounpane** and **Sherry L. Courtland**.

Responsibility for developing the population portion of the 1980 census questionnaire content and designing the tabulations was in the Population Division, under the supervision of **Meyer Zitter**, then Chief, **Paula J. Schneider**, Staff Assistant for Census Programs, **Roger A. Herriot**, **Nampee D. McKenney**, and **Arthur J. Norton**, Assistant Chiefs. This report was prepared by **Robert C. Speaker**, Chief, Population Distribution Branch, with the assistance of **Sam T. Davis**, **Michael J. Levin**, **Joel C. Miller**, **Peggy Payne**, and **Cynthia M. Taeuber**.

Responsibility for the overall planning, coordination, data collection, and processing of the 1980 census was in the Decennial Census Division under the direction of **Gerald J. Post**, then Acting Chief, assisted by **Marie G. Argana**, **Rachel F. Brown**, **Donald R. Datzell**, **H. Ray Dennis**, **Leonard Goldberg**, **Morris Gorinson**, **Earle B. Knapp, Jr.**, and **Roger O. Lepage**. The Outlying Areas Branch was under the direction of **Carmina Fernández Young**, then Chief, assisted by **Irma F. Harahush** and **Ángel M. Landrón**.

The following Census Bureau employees were designated as Census Advisors to oversee data collection activities in the various areas: **Melvin A. Hendry**, Advisor for the Virgin Islands of the United States, **Michael J. Levin**, Advisor for the Northern Mariana Islands and the remainder of the Trust Territory of the Pacific

Islands, **Guy A. Lutz**, Advisor for Guam and the Trust Territory of the Pacific Islands, excluding the Northern Mariana Islands, and **C. Kemble Worley**, Advisor for American Samoa. Data collection was carried out by each Area through a special agreement with the governor or High Commissioner under the direction of a census coordinator appointed by each governor or High Commissioner.

Data base and generalized system support was developed and provided by the Systems Development Division, **Judy M. Bedell**, Chief, under the direction of **John Jerry Bell**, Assistant Chief.

Computer processing was performed in the Computer Operations Division, **C. Thomas DiNenna**, then Chief, and **John E. Halterman**, Assistant Chief.

The Statistical Methods Division was largely responsible for developing new procedures to obtain a more accurate count of the population. This work was supervised by **Charles D. Jones**, Chief, **David V. Bateman**, **Susan M. Miskura**, and **Robert T. O'Reagan**, Assistant Chiefs.

Geographic programs and plans were developed in the Geography Division under the direction of **Gerald F. Cranford**, then Assistant Chief, **Robert W. Marx** and **Silla G. Tomasi**, Assistant Chiefs, and **Donald I. Hirschfeld**, Special Assistant. **Joseph J. Knott** coordinated geographic operational phases.

The coordination and acquisition of automatic data processing equipment were the responsibility of the Automatic Data Processing Planning Staff, **James R. Pepal**, Chief, under the direction of **Richard L. Pauly**, Deputy Chief.

The system design, technical specifications, construction, and installation of the FOSDIC and Automated Camera Technology System were the responsibility of the Technical Services Division, **McRae Anderson**, Chief, assisted by **Robert E. Joseph**, Assistant Chief.

Questionnaire processing procedures were developed in the Decennial Processing Staff, **James S. Werking**, Chief, under the direc-

tion of **Harry O'Haver**, Assistant Chief. The manual processing and microfilming of the questionnaires were performed at the Laguna Niguel Processing Office, **Robert N. Scheller**, Chief.

Administrative support was provided by the Administrative Services Division, **O. Bryant Benton**, then Acting Chief.

Publications editing, printing, and composition were performed in the Publications Services Division, **Raymond J. Koski**, Chief, under the direction of **Milton S. Andersen**, **Arlene C. Duckett**, and **Gerald A. Mann**.

User services were provided by the Data User Services Division under the supervision of **Michael G. Garland**, Chief, and **Marshall L. Turner**, Assistant Chief.

Many other persons participated in the various activities of the 1980 census. For a list of key personnel, refer to the *History of the 1980 Census of Population and Housing*, (PHC80-R-2).

### Library of Congress Cataloging in Publication Data

1980 census of population. Volume 1, Characteristics of the population.

PC80-1-

Issued September 1981—

Partial contents: ch. A. Number of inhabitants v. — ch. B. General population characteristics v. — ch. C. General social and economic characteristics v. — ch. D. Detailed population characteristics v.

1. United States—Census, 20th, 1980. 2. United States—Population—Statistics. I. United States. Bureau of the Census. II. Title: Characteristics of the population.

HA215.A13 312'.0973 81-607950 AACR2

For sale by Superintendent of Documents, U.S. Government Printing Office, Washington, D.C. 20402, or any U.S. Department of Commerce district office. Postage stamps not acceptable; currency submitted at sender's risk. Remittances from foreign countries must be by international money order or by draft on a U.S. bank.

## APPENDIXES

|   |     |
|---|-----|
| A. Area Classifications . . . . .                             | A-1 |
| B. General Enumeration and Processing<br>Procedures . . . . . | B-1 |
| C. Accuracy of the Data . . . . .                             | C-1 |

## Introduction

---

|   |     |
|---|-----|
| GENERAL . . . . .                                 | III |
| CONTENTS OF THE REPORT . . .                      | III |
| SYMBOLS AND GEOGRAPHIC<br>ABBREVIATIONS . . . . . | III |

### GENERAL

This report presents statistics from the 1980 Census of Population on the number of inhabitants of the Area, its subdivisions, places, and certain other geographic areas. The abbreviated identification for this report is PC80-1-A (i.e., Population Census, 1980-Volume 1-Chapter A) followed by a number representing the Area. Legal provision for this census, which was conducted as of April 1, 1980 (September 15, 1980 for the Trust Territory of the Pacific Islands, excluding the Northern Mariana Islands) was made in the Act of Congress of August 31, 1954 (amended August 1957, December 1975, and October 1976) which codified Title 13, United States Code.

A large portion of the information compiled from the 1980 Census of Population will appear in Volume 1, *Characteristics of the Population*, of which this report is part.

For Guam, the Virgin Islands of the United States, and American Samoa, the 1980 census figures presented may differ from those shown in the *Advance Reports*, PHC80-V. The changes reflect corrections of errors found after the PHC80-V report was prepared and may affect any geographic area shown in this report.

For the Northern Mariana Islands and the remainder of the Trust Territory of the Pacific Islands, the 1980 census

figures presented are final counts and supersede the preliminary counts published for each Area.

The content and procedures of the 1980 census were determined after evaluation of the results of the 1970 census and consultation with a wide variety of users of census data. A number of changes were introduced in 1980 to improve the usefulness of the census results. The changes, however, do not affect to any appreciable extent the comparability between the 1980 data and the 1970 data shown in this report.

More detailed information on the technical and procedural matters covered in the text of this report can be obtained by writing to the Director, Bureau of the Census, Washington, D.C. 20233. Such information will also appear in other publications of the 1980 census.

### CONTENTS OF THE REPORT

This report contains a text (this introduction and three appendixes), a table of contents, 13 detailed tables, and maps. A general location map and a map of the Area appear after the table of contents. Each table is identified by a table number and title. The "stubhead" at the left under the title defines the types of geographic areas for which data are shown in the particular table and is considered part of the table title.

The tables are followed by a map section which includes:

- An "Island Location Index" which presents the reference coordinates for each island on the subdivision map

and the legend to that map.

- A one-page island subdivision map that shows the names of the islands, the names and boundaries of island subdivisions (census subdistricts), and places, as recognized by the Census Bureau in the published tables.

Appearing last in the report are the appendixes. Appendix A describes the various area classifications (e.g., urban and rural residence, minor civil divisions, places). Appendix B explains the residence rules used in counting the population and describes the data collection and processing procedures. Appendix C presents information on the sources of error in the data.

### SYMBOLS AND GEOGRAPHIC ABBREVIATIONS

The following symbols and geographic abbreviations are used in the tables:

- A dash "--" represents zero or a percent which rounds to less than 0.1.
- Three dots "... " mean not applicable.
- (NA) means not available.
- A minus sign preceding a figure denotes decrease.
- The prefix "r" indicates that the count has been revised since the publication of 1970 census reports, or that the area was erroneously omitted, or that the area was not shown in the correct geographic relationship in the 1970 census reports.
- CDP is census designated place.
- SMSA is standard metropolitan statistical area.
- (unorg.) is unorganized territory.

# 1980 Census of Population

## Number of Inhabitants

### VIRGIN ISLANDS OF THE UNITED STATES

PC80-1-A55

#### Contents

(Page numbers listed here omit the area prefix number which appears as part of the page number for each page. The prefix for this Area is 55)

| MAPS   | Page |
|--|------|
| Virgin Islands of the United States and the Caribbean Area . . . . . | 2    |
| Islands . . . . .  | 3    |
| Island Location Index . . . . .                                      | 14   |
| Island Subdivisions and Places . . . . .                             | 15   |

#### TABLES

|  |   |
|--|---|
| 1. Population of the Virgin Islands: Earliest Census to 1980 . . . . .         | 5 |
| Urban and Rural  |   |
| 2. Land Area and Population: 1930 to 1980 . . . . .                            | 5 |
| Islands  |   |
| 3. Population of Islands by Urban and Rural Residence: 1980 and 1970 . . . . . | 5 |
| Islands  |   |
| 4. Population of Island Subdivisions: 1960 to 1980 . . . . .                   | 6 |
| Island Subdivisions  |   |
| 5. Population of Places: 1960 to 1980 . . . . .                                | 7 |
| Places   |   |
| Census Designated Places   |   |

#### TABLES

|  | Page |
|--|------|
| 6. Rank and Population of Incorporated Places of 5,000 or More in 1980: 1980 and 1970 . . . . .                                | 7    |
| 7. Population by Size of Place: 1980 and 1970 . . . . .  | 8    |
| The Area   |      |
| Urbanized Areas  |      |
| 8. Population by Urban and Rural Residence: 1930 to 1980 . . . . .   | 9    |
| Size of Place  |      |
| 9. Population Inside and Outside Standard Metropolitan Statistical Areas (SMSA's) by Urban and Rural Residence: 1980 . . . . . | 10   |
| The Area   |      |
| Inside SMSA's  |      |
| Outside SMSA's   |      |
| 10. Population Inside and Outside Standard Metropolitan Statistical Areas (SMSA's) by Size of Place: 1980 . . . . .            | 12   |
| The Area   |      |
| Inside SMSA's  |      |
| Outside SMSA's   |      |
| 11. Population of Standard Metropolitan Statistical Areas (SMSA's): 1960 to 1980 . . . . .                                     | 13   |
| 12. Population of Standard Metropolitan Statistical Areas (SMSA's) by Type of Residence: 1980 . . . . .                        | 13   |
| 13. Population of Urbanized Areas: 1980 and 1970 . . . . .   | 13   |

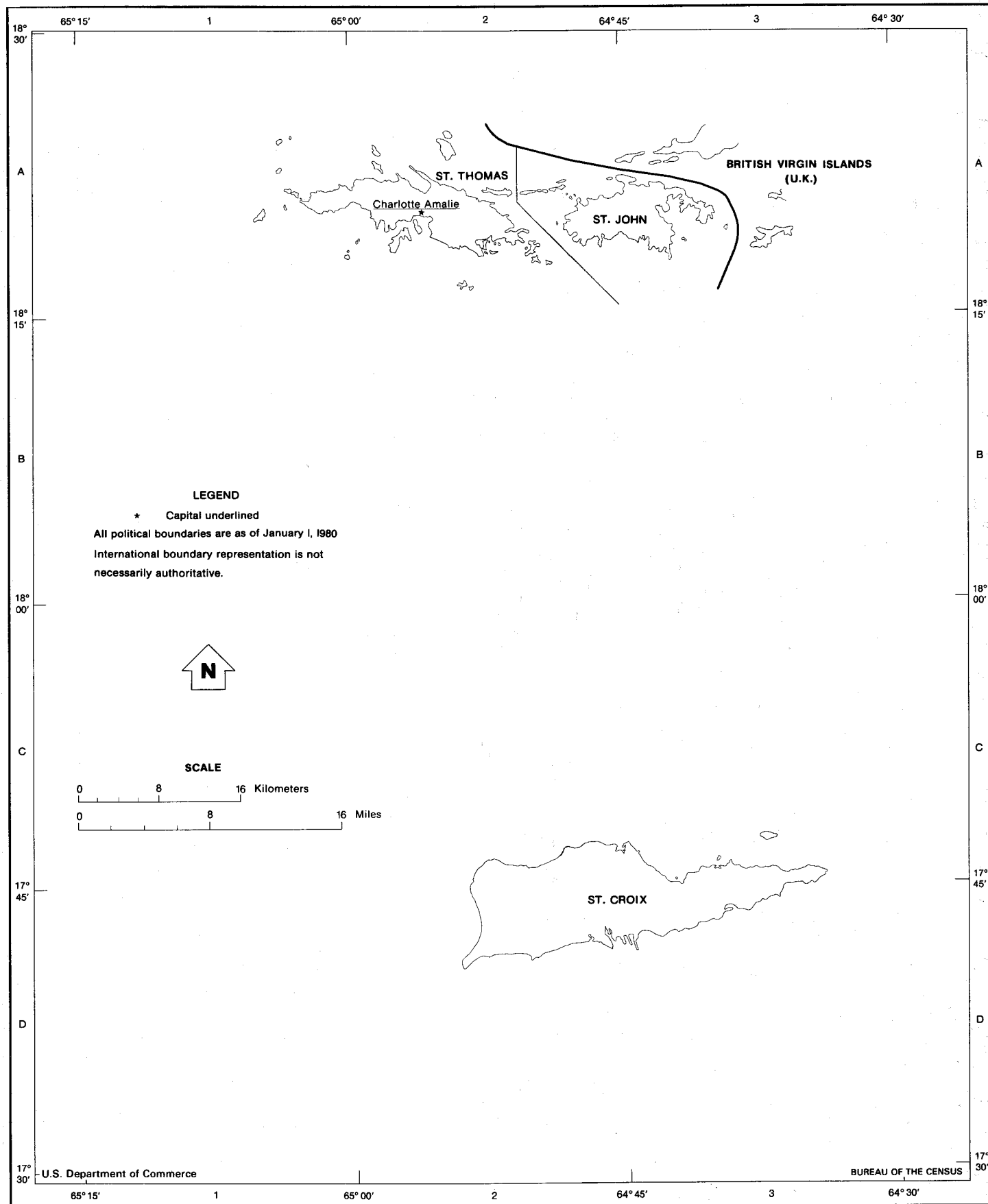
# Virgin Islands of the United States and the Caribbean Area



Names and boundary representation are as of January 1, 1960, and are not necessarily authoritative

U.S. Department of Commerce BUREAU OF THE CENSUS

# Islands



**Table 1. Population of the Virgin Islands: Earliest Census to 1980**

[For description of current and previous urban definitions, see appendix A. For meaning of symbols, see Introduction]

| Urban and Rural            | The area         |                              | Urban   |                         |            |                              | Rural   |            |                              |         | Percent of total population |       |
|----------------------------|------------------|------------------------------|---------|-------------------------|------------|------------------------------|---------|------------|------------------------------|---------|-----------------------------|-------|
|                            | Total population | Change from preceding census |         | Places of 2,500 or more | Population | Change from preceding census |         | Population | Change from preceding census |         | Urban                       | Rural |
|                            |                  | Number                       | Percent |                         |            | Number                       | Percent |            | Number                       | Percent |                             |       |
| Current urban definition:  |                  |                              |         |                         |            |                              |         |            |                              |         |                             |       |
| 1980 (Apr. 1).....         | 96 569           | 34 101                       | 54.6    | 7                       | 37 730     | 22 490                       | 147.6   | 58 839     | 11 611                       | 24.6    | 39.1                        | 60.9  |
| 1970 (Apr. 1).....         | 62 468           | 30 369                       | 94.6    | 2                       | 15 240     | -2 777                       | -15.4   | 47 228     | 33 146                       | 235.4   | 24.4                        | 75.6  |
| 1960 (Apr. 1).....         | 32 099           | 5 434                        | 20.4    | 2                       | 18 017     | 2 436                        | 15.6    | 14 082     | 2 998                        | 27.0    | 56.1                        | 43.9  |
| 1950 (Apr. 1).....         | 26 665           | 1 776                        | 7.1     | 2                       | 15 581     | ...                          | ...     | 11 084     | ...                          | ...     | 58.4                        | 41.6  |
| Previous urban definition: |                  |                              |         |                         |            |                              |         |            |                              |         |                             |       |
| 1960 (Apr. 1).....         | 32 099           | 5 434                        | 20.4    | 2                       | 18 017     | 2 436                        | 15.6    | 14 082     | 2 998                        | 27.0    | 56.1                        | 43.9  |
| 1950 (Apr. 1).....         | 26 665           | 1 776                        | 7.1     | 2                       | 15 581     | 1 285                        | 9.0     | 11 084     | 491                          | 4.6     | 58.4                        | 41.6  |
| 1940 (Apr. 1).....         | 24 889           | 2 877                        | 13.1    | 2                       | 14 296     | 1 795                        | 5.9     | 10 593     | 2 082                        | 24.5    | 57.4                        | 42.6  |
| 1930 (Apr. 1).....         | 22 012           | -4 039                       | -15.5   | 3                       | 13 501     | -1 964                       | -12.7   | 8 511      | -2 075                       | -19.6   | 61.3                        | 38.7  |
| 1917 (Nov. 1).....         | 26 051           | -1 035                       | -3.8    | 3                       | 15 465     | -577                         | -3.6    | 10 586     | -458                         | -4.1    | 59.4                        | 40.6  |
| 1911 (Feb. 1).....         | 27 086           | -3 441                       | -11.3   | 3                       | 16 042     | -1 726                       | -9.7    | 11 044     | -1 715                       | -13.4   | 59.2                        | 40.8  |
| 1901 (Feb. 1).....         | 30 527           | -2 259                       | -6.9    | 3                       | 17 768     | -869                         | -4.7    | 12 759     | -1 390                       | -9.8    | 58.2                        | 41.8  |
| 1890 (Oct. 9).....         | 32 786           | -977                         | -2.9    | 3                       | 18 637     | -1 546                       | -7.7    | 14 149     | 569                          | 4.2     | 56.8                        | 43.2  |
| 1880 (Oct. 9).....         | 33 763           | -4 058                       | -10.7   | 3                       | 20 183     | -442                         | -2.1    | 13 580     | -3 616                       | -21.0   | 59.8                        | 40.2  |
| 1870 (Oct. 9).....         | 37 821           | -410                         | -1.1    | 3                       | 20 625     | 525                          | 2.6     | 17 196     | -935                         | -5.2    | 54.5                        | 45.5  |
| 1860 (Oct. 9).....         | 38 231           | 1 094                        | 2.9     | 3                       | 20 100     | 722                          | 3.7     | 18 131     | 372                          | 2.1     | 52.6                        | 47.4  |
| 1855 (Oct. 9).....         | 37 137           | -2 477                       | -6.3    | 3                       | 19 378     | -261                         | -1.3    | 17 759     | -2 216                       | -11.1   | 52.2                        | 47.8  |
| 1850 (May 13).....         | 39 614           | 26                           | 0.1     | 3                       | 19 639     | 3 971                        | 25.3    | 19 975     | -3 945                       | -16.5   | 49.6                        | 50.4  |
| 1846 (Oct. 1).....         | 39 588           | -1 367                       | -3.3    | 2                       | 15 668     | 256                          | 1.7     | 23 920     | -1 623                       | -6.4    | 39.6                        | 60.4  |
| 1841 (Oct. 1).....         | 40 955           | -2 223                       | -5.1    | 2                       | 15 412     | -1 465                       | -8.7    | 25 543     | -758                         | -2.9    | 37.6                        | 62.4  |
| 1835 (Oct. 1).....         | 43 178           | ...                          | ...     | 2                       | 16 877     | ...                          | ...     | 26 301     | ...                          | ...     | 39.1                        | 60.9  |

NOTE: A special Federal census was taken in 1917. Censuses prior to 1917 were taken by the Danish Government. The 1940 urban population is revised to exclude Frederiksted city (population 2,498) which was considered urban.

**Table 2. Land Area and Population: 1930 to 1980**

[Counts relate to areas as defined at each census. For meaning of symbols, see Introduction]

| Islands             | 1980 land area |                   | Population |                 |                      |                |              |        |        |        |        |        |
|---------------------|----------------|-------------------|------------|-----------------|----------------------|----------------|--------------|--------|--------|--------|--------|--------|
|                     | Square miles   | Square kilometers | 1980       |                 |                      | Percent change |              | 1970   | 1960   | 1950   | 1940   | 1930   |
|                     |                |                   | Number     | Per square mile | Per square kilometer | 1970 to 1980   | 1960 to 1970 |        |        |        |        |        |
| Virgin Islands..... | 132            | 342               | 96 569     | 731.6           | 282.4                | 54.6           | 94.6         | 62 468 | 32 099 | 26 665 | 24 889 | 22 012 |
| St. Croix.....      | 80             | 207               | 49 725     | 621.6           | 240.2                | 56.5           | 112.2        | 31 779 | 14 973 | 12 103 | 12 902 | 11 413 |
| St. John.....       | 20             | 52                | 2 472      | 123.6           | 47.5                 | 43.0           | 86.9         | 1 729  | 925    | 749    | 722    | 765    |
| St. Thomas.....     | 32             | 83                | 44 372     | 1386.6          | 534.6                | 53.2           | 78.8         | 28 960 | 16 201 | 13 813 | 11 265 | 9 834  |

**Table 3. Population of Islands by Urban and Rural Residence: 1980 and 1970**

[For meaning of symbols, see Introduction]

| Islands             | Urban  |                             |                        |                         | Rural  |                              |        |                          |                           |        |                              |             |
|---------------------|--------|-----------------------------|------------------------|-------------------------|--------|------------------------------|--------|--------------------------|---------------------------|--------|------------------------------|-------------|
|                     | 1980   |                             |                        |                         | 1970   | Percent change, 1970 to 1980 | 1980   |                          |                           | 1970   | Percent change, 1970 to 1980 |             |
|                     | Total  | Percent of total population | Inside urbanized areas | Outside urbanized areas |        |                              | Total  | Places of 1,000 to 2,500 | Places of less than 1,000 |        |                              | Other rural |
| Virgin Islands..... | 37 730 | 39.1                        | -                      | 37 730                  | 15 240 | 147.6                        | 58 839 | 2 974                    | -                         | 55 865 | 47 228                       | 24.6        |
| St. Croix.....      | 9 415  | 18.9                        | -                      | 9 415                   | 3 020  | 211.8                        | 40 310 | 1 046                    | -                         | 39 264 | 28 759                       | 40.2        |
| St. John.....       | -      | -                           | -                      | -                       | -      | -                            | 2 472  | 1 928                    | -                         | 544    | 1 729                        | 43.0        |
| St. Thomas.....     | 28 315 | 63.8                        | -                      | 28 315                  | 12 220 | 131.7                        | 16 057 | -                        | -                         | 16 057 | 16 740                       | -4.1        |

Table 4. Population of Island Subdivisions: 1960 to 1980

[For meaning of symbols, see Introduction]

| Island Subdivisions                   | 1980   | 1970   | 1960   |
|---------------------------------------|--------|--------|--------|
| Virgin Islands .....                  | 96 569 | 62 468 | 32 099 |
| St. Croix Island .....                | 49 725 | 31 779 | 14 973 |
| Anna's Hope Village subdistrict ..... | 3 287  | ...    | ...    |
| Christiansted town (pt.) .....        | 10     | (NA)   | (NA)   |
| Christiansted subdistrict .....       | 3 413  | ...    | ...    |
| Christiansted town (pt.) .....        | 2 904  | (NA)   | (NA)   |
| East End subdistrict .....            | 1 648  | ...    | ...    |
| Frederiksted subdistrict .....        | 3 948  | ...    | ...    |
| Frederiksted town .....               | 1 046  | 1 531  | 2 177  |
| Frederiksted Southeast (CDP) .....    | 2 902  | ...    | ...    |
| Northcentral subdistrict .....        | 5 771  | ...    | ...    |
| Northwest subdistrict .....           | 5 714  | ...    | ...    |
| Grove Place (CDP) .....               | 3 599  | ...    | ...    |
| St. John subdistrict .....            | 12 563 | ...    | ...    |
| Christiansted town (pt.) .....        | —      | (NA)   | (NA)   |
| Southcentral subdistrict .....        | 6 314  | ...    | ...    |
| Southwest subdistrict .....           | 7 067  | ...    | ...    |
| St. John Island .....                 | 2 472  | 1 729  | 925    |
| Central subdistrict .....             | 246    | ...    | ...    |
| Coral Bay subdistrict .....           | 256    | ...    | ...    |
| Cruz Bay subdistrict .....            | 1 928  | ...    | ...    |
| Cruz Bay (CDP) .....                  | 1 928  | ...    | ...    |
| East End subdistrict .....            | 42     | ...    | ...    |
| St. Thomas Island .....               | 44 372 | 28 960 | 16 201 |
| Charlotte Amalie subdistrict .....    | 19 304 | ...    | ...    |
| Charlotte Amalie town (pt.) .....     | 11 671 | (NA)   | (NA)   |
| Charlotte Amalie East (CDP) .....     | 2 636  | ...    | ...    |
| Charlotte Amalie West (CDP) .....     | 4 898  | ...    | ...    |
| East End subdistrict .....            | 4 722  | ...    | ...    |
| Northside subdistrict .....           | 5 730  | ...    | ...    |
| Charlotte Amalie town (pt.) .....     | 171    | (NA)   | (NA)   |
| Southside subdistrict .....           | 4 450  | ...    | ...    |
| Tutu subdistrict .....                | 8 939  | ...    | ...    |
| Anna's Retreat (CDP) .....            | 8 939  | ...    | ...    |
| Water Island subdistrict .....        | 152    | ...    | ...    |
| West End subdistrict .....            | 1 075  | ...    | ...    |

NOTE: The county equivalents in this territory are three islands. The minor civil divisions (MCD's) in the Virgin Islands are census subdistricts which replace the quarters and cities used in the 1970 census. The three places shown as cities in 1970 have been redesignated as towns. Six additional places have been defined as census designated places (CDP's).

**Table 5. Population of Places: 1960 to 1980**

[For changes in boundaries of places since 1970, see table 4. For meaning of symbols, see introduction]

| Places<br>Census Designated<br>Places | Islands          | 1980                       | 1970             | 1960   |
|---------------------------------------|------------------|----------------------------|------------------|--------|
|                                       |                  | Anna's Retreat (CDP) ..... | St. Thomas ..... | 8 939  |
| Charlotte Amalie town .....           | St. Thomas ..... | 11 842                     | 12 220           | 12 880 |
| Charlotte Amalie East (CDP) .....     | St. Thomas ..... | 2 636                      | ...              | ...    |
| Charlotte Amalie West (CDP) .....     | St. Thomas ..... | 4 898                      | ...              | ...    |
| Christiansted town .....              | St. Croix .....  | 2 914                      | 3 020            | 5 137  |
| Cruz Bay (CDP) .....                  | St. John .....   | 1 928                      | ...              | ...    |
| Frederiksted town .....               | St. Croix .....  | 1 046                      | 1 531            | 2 177  |
| Frederiksted Southeast (CDP) .....    | St. Croix .....  | 2 902                      | ...              | ...    |
| Grove Place (CDP) .....               | St. Croix .....  | 3 599                      | ...              | ...    |

**Table 6. Rank and Population of Incorporated Places of 5,000 or More in 1980: 1980 and 1970**

[For changes in boundaries of incorporated places since 1970, see table 4. For meaning of symbols, see Introduction]

| Incorporated Places         | Islands          | 1980<br>rank | Population |        |
|-----------------------------|------------------|--------------|------------|--------|
|                             |                  |              | 1980       | 1970   |
| Charlotte Amalie town ..... | St. Thomas ..... | 1            | 11 842     | 12 220 |

Table 7. Population by Size of Place: 1980 and 1970

[For meaning of symbols, see Introduction]

**The Area  
Urbanized Areas**

**THE AREA**

|                                 | 1980     |               |                             |                      | 1970     |               |                             |                      |
|---------------------------------|----------|---------------|-----------------------------|----------------------|----------|---------------|-----------------------------|----------------------|
|                                 | Places   | Population    | Percent of total population | Percent distribution | Places   | Population    | Percent of total population | Percent distribution |
| <b>Total</b> -----              | <b>9</b> | <b>96 569</b> | <b>100.0</b>                | <b>...</b>           | <b>3</b> | <b>62 468</b> | <b>100.0</b>                | <b>...</b>           |
| <b>Urban</b> -----              | <b>7</b> | <b>37 730</b> | <b>39.1</b>                 | <b>100.0</b>         | <b>2</b> | <b>15 240</b> | <b>24.4</b>                 | <b>100.0</b>         |
| Inside urbanized areas -----    | -        | -             | -                           | -                    | -        | -             | -                           | -                    |
| Central cities -----            | -        | -             | -                           | -                    | -        | -             | -                           | -                    |
| Cities of--                     | -        | -             | -                           | -                    | -        | -             | -                           | -                    |
| 1,000,000 or more -----         | -        | -             | -                           | -                    | -        | -             | -                           | -                    |
| 500,000 to 1,000,000 -----      | -        | -             | -                           | -                    | -        | -             | -                           | -                    |
| 250,000 to 500,000 -----        | -        | -             | -                           | -                    | -        | -             | -                           | -                    |
| 100,000 to 250,000 -----        | -        | -             | -                           | -                    | -        | -             | -                           | -                    |
| 50,000 to 100,000 -----         | -        | -             | -                           | -                    | -        | -             | -                           | -                    |
| Less than 50,000 -----          | -        | -             | -                           | -                    | -        | -             | -                           | -                    |
| Urban fringe -----              | -        | -             | -                           | -                    | -        | -             | -                           | -                    |
| Places of 2,500 or more -----   | -        | -             | -                           | -                    | -        | -             | -                           | -                    |
| 100,000 or more -----           | -        | -             | -                           | -                    | -        | -             | -                           | -                    |
| 50,000 to 100,000 -----         | -        | -             | -                           | -                    | -        | -             | -                           | -                    |
| 25,000 to 50,000 -----          | -        | -             | -                           | -                    | -        | -             | -                           | -                    |
| 10,000 to 25,000 -----          | -        | -             | -                           | -                    | -        | -             | -                           | -                    |
| 5,000 to 10,000 -----           | -        | -             | -                           | -                    | -        | -             | -                           | -                    |
| 2,500 to 5,000 -----            | -        | -             | -                           | -                    | -        | -             | -                           | -                    |
| Places of less than 2,500 ----- | -        | -             | -                           | -                    | -        | -             | -                           | -                    |
| 2,000 to 2,500 -----            | -        | -             | -                           | -                    | -        | -             | -                           | -                    |
| 1,500 to 2,000 -----            | -        | -             | -                           | -                    | -        | -             | -                           | -                    |
| 1,000 to 1,500 -----            | -        | -             | -                           | -                    | -        | -             | -                           | -                    |
| Less than 1,000 -----           | -        | -             | -                           | -                    | -        | -             | -                           | -                    |
| Other urban -----               | ...      | -             | -                           | -                    | ...      | -             | -                           | -                    |
| Outside urbanized areas -----   | 7        | 37 730        | 39.1                        | 100.0                | 2        | 15 240        | 24.4                        | 100.0                |
| Places of--                     | -        | -             | -                           | -                    | -        | -             | -                           | -                    |
| 25,000 or more -----            | -        | -             | -                           | -                    | -        | -             | -                           | -                    |
| 10,000 to 25,000 -----          | 1        | 11 842        | 12.3                        | 31.4                 | 1        | 12 220        | 19.6                        | 80.2                 |
| 5,000 to 10,000 -----           | 1        | 8 939         | 9.3                         | 23.7                 | -        | -             | -                           | -                    |
| 2,500 to 5,000 -----            | 5        | 16 949        | 17.6                        | 44.9                 | 1        | 3 020         | 4.8                         | 19.8                 |
| <b>Rural</b> -----              | <b>2</b> | <b>58 839</b> | <b>60.9</b>                 | <b>100.0</b>         | <b>1</b> | <b>47 228</b> | <b>75.6</b>                 | <b>100.0</b>         |
| Places of 1,000 to 2,500 -----  | 2        | 2 974         | 3.1                         | 5.1                  | 1        | 1 531         | 2.5                         | 3.2                  |
| 2,000 to 2,500 -----            | -        | -             | -                           | -                    | -        | -             | -                           | -                    |
| 1,500 to 2,000 -----            | 1        | 1 928         | 2.0                         | 3.3                  | 1        | 1 531         | 2.5                         | 3.2                  |
| 1,000 to 1,500 -----            | 1        | 1 046         | 1.1                         | 1.8                  | -        | -             | -                           | -                    |
| Places of less than 1,000 ----- | -        | -             | -                           | -                    | -        | -             | -                           | -                    |
| Other rural -----               | ...      | 55 865        | 57.8                        | 94.9                 | ...      | 45 697        | 73.2                        | 96.8                 |
| <b>URBANIZED AREAS</b>          |          |               |                             |                      |          |               |                             |                      |
| <b>Total</b> -----              | -        | -             | -                           | -                    | -        | -             | -                           | -                    |
| Areas of--                      | -        | -             | -                           | -                    | -        | -             | -                           | -                    |
| 1,000,000 or more -----         | -        | -             | -                           | -                    | -        | -             | -                           | -                    |
| 500,000 to 1,000,000 -----      | -        | -             | -                           | -                    | -        | -             | -                           | -                    |
| 250,000 to 500,000 -----        | -        | -             | -                           | -                    | -        | -             | -                           | -                    |
| 100,000 to 250,000 -----        | -        | -             | -                           | -                    | -        | -             | -                           | -                    |
| Less than 100,000 -----         | -        | -             | -                           | -                    | -        | -             | -                           | -                    |

**Table 8. Population by Urban and Rural Residence: 1930 to 1980**

[Portions of certain cities may be classified as rural, see appendix A for explanation. For meaning of symbols, see Introduction]

| Size of Place                      | 1980          | 1970          | 1960          | 1950                     |                           | 1940          | 1930          |
|------------------------------------|---------------|---------------|---------------|--------------------------|---------------------------|---------------|---------------|
|                                    |               |               |               | Current urban definition | Previous urban definition |               |               |
| <b>NUMBER OF PLACES</b>            |               |               |               |                          |                           |               |               |
| <b>Urban</b>                       | <b>7</b>      | <b>2</b>      | <b>2</b>      | <b>2</b>                 | <b>2</b>                  | <b>2</b>      | <b>3</b>      |
| Places of 2,500 or more            | 7             | 2             | 2             | 2                        | 2                         | 2             | 3             |
| 1,000,000 or more                  | -             | -             | -             | -                        | -                         | -             | -             |
| 500,000 to 1,000,000               | -             | -             | -             | -                        | -                         | -             | -             |
| 250,000 to 500,000                 | -             | -             | -             | -                        | -                         | -             | -             |
| 100,000 to 250,000                 | -             | -             | -             | -                        | -                         | -             | -             |
| 50,000 to 100,000                  | -             | -             | -             | -                        | -                         | -             | -             |
| 25,000 to 50,000                   | -             | -             | -             | -                        | -                         | -             | -             |
| 10,000 to 25,000                   | 1             | 1             | 1             | 1                        | 1                         | 1             | 1             |
| 5,000 to 10,000                    | 1             | 1             | 1             | 1                        | 1                         | 1             | 2             |
| 2,500 to 5,000                     | 5             | 1             | -             | 1                        | 1                         | 1             | 2             |
| Places of less than 2,500          | -             | -             | -             | -                        | ...                       | ...           | ...           |
| <b>Rural</b>                       | <b>2</b>      | <b>1</b>      | <b>1</b>      | <b>1</b>                 | <b>1</b>                  | <b>1</b>      | <b>-</b>      |
| Places of 1,000 to 2,500           | 2             | 1             | 1             | 1                        | 1                         | 1             | -             |
| Places of less than 1,000          | -             | -             | -             | -                        | -                         | -             | -             |
| <b>Cumulative summary:</b>         |               |               |               |                          |                           |               |               |
| Places of—                         |               |               |               |                          |                           |               |               |
| 1,000,000 or more                  | -             | -             | -             | -                        | -                         | -             | -             |
| 500,000 or more                    | -             | -             | -             | -                        | -                         | -             | -             |
| 250,000 or more                    | -             | -             | -             | -                        | -                         | -             | -             |
| 100,000 or more                    | -             | -             | -             | -                        | -                         | -             | -             |
| 50,000 or more                     | -             | -             | -             | -                        | -                         | -             | -             |
| 25,000 or more                     | -             | -             | -             | -                        | -                         | -             | -             |
| 10,000 or more                     | 1             | 1             | 1             | 1                        | 1                         | 1             | 1             |
| 5,000 or more                      | 2             | 1             | 2             | 1                        | 1                         | 1             | 1             |
| 2,500 or more                      | 7             | 2             | 2             | 2                        | 2                         | 2             | 3             |
| <b>POPULATION</b>                  |               |               |               |                          |                           |               |               |
| <b>Urban</b>                       | <b>37 730</b> | <b>15 240</b> | <b>18 017</b> | <b>15 581</b>            | <b>15 581</b>             | <b>14 296</b> | <b>13 501</b> |
| Places of 2,500 or more            | 37 730        | 15 240        | 18 017        | 15 581                   | 15 581                    | 14 296        | 13 501        |
| 1,000,000 or more                  | -             | -             | -             | -                        | -                         | -             | -             |
| 500,000 to 1,000,000               | -             | -             | -             | -                        | -                         | -             | -             |
| 250,000 to 500,000                 | -             | -             | -             | -                        | -                         | -             | -             |
| 100,000 to 250,000                 | -             | -             | -             | -                        | -                         | -             | -             |
| 50,000 to 100,000                  | -             | -             | -             | -                        | -                         | -             | -             |
| 25,000 to 50,000                   | -             | -             | -             | -                        | -                         | -             | -             |
| 10,000 to 25,000                   | 11 842        | 12 220        | 12 880        | 11 469                   | 11 469                    | -             | 7 036         |
| 5,000 to 10,000                    | 8 939         | -             | 5 137         | -                        | -                         | 9 801         | 6 465         |
| 2,500 to 5,000                     | 16 949        | 3 020         | -             | 4 112                    | 4 112                     | 4 495         | ...           |
| Places of less than 2,500          | -             | -             | -             | -                        | ...                       | ...           | ...           |
| Other urban                        | -             | -             | -             | -                        | ...                       | ...           | ...           |
| <b>Rural</b>                       | <b>58 839</b> | <b>47 228</b> | <b>14 082</b> | <b>11 084</b>            | <b>11 084</b>             | <b>10 593</b> | <b>8 511</b>  |
| Places of 1,000 to 2,500           | 2 974         | 1 531         | 2 177         | 1 961                    | 1 961                     | 2 498         | -             |
| Places of less than 1,000          | -             | -             | -             | -                        | -                         | -             | -             |
| Other rural                        | 55 865        | 45 697        | 11 905        | 9 123                    | 9 123                     | 8 095         | 8 511         |
| <b>PERCENT OF TOTAL POPULATION</b> |               |               |               |                          |                           |               |               |
| <b>Urban</b>                       | <b>39.1</b>   | <b>24.4</b>   | <b>56.1</b>   | <b>58.4</b>              | <b>58.4</b>               | <b>57.4</b>   | <b>61.3</b>   |
| Places of 2,500 or more            | 39.1          | 24.4          | 56.1          | 58.4                     | 58.4                      | 57.4          | 61.3          |
| 1,000,000 or more                  | -             | -             | -             | -                        | -                         | -             | -             |
| 500,000 to 1,000,000               | -             | -             | -             | -                        | -                         | -             | -             |
| 250,000 to 500,000                 | -             | -             | -             | -                        | -                         | -             | -             |
| 100,000 to 250,000                 | -             | -             | -             | -                        | -                         | -             | -             |
| 50,000 to 100,000                  | -             | -             | -             | -                        | -                         | -             | -             |
| 25,000 to 50,000                   | -             | -             | -             | -                        | -                         | -             | -             |
| 10,000 to 25,000                   | 12.3          | 19.6          | 40.1          | 43.0                     | 43.0                      | -             | 32.0          |
| 5,000 to 10,000                    | 9.3           | -             | 16.0          | -                        | -                         | 39.4          | 29.4          |
| 2,500 to 5,000                     | 17.6          | 4.8           | -             | 15.4                     | 15.4                      | 18.1          | ...           |
| Places of less than 2,500          | -             | -             | -             | -                        | ...                       | ...           | ...           |
| Other urban                        | -             | -             | -             | -                        | ...                       | ...           | ...           |
| <b>Rural</b>                       | <b>60.9</b>   | <b>75.6</b>   | <b>43.9</b>   | <b>41.6</b>              | <b>41.6</b>               | <b>42.6</b>   | <b>38.7</b>   |
| Places of 1,000 to 2,500           | 3.1           | 2.5           | 6.8           | 7.4                      | 7.4                       | 10.0          | -             |
| Places of less than 1,000          | -             | -             | -             | -                        | -                         | -             | -             |
| Other rural                        | 57.8          | 73.2          | 37.1          | 34.2                     | 34.2                      | 32.5          | 38.7          |

**Table 9. Population Inside and Outside Standard Metropolitan Statistical Areas (SMSA's) by Urban and Rural Residence: 1980**

[For meaning of symbols, see Introduction]

**The Area Inside SMSA's Outside SMSA's**

**THE AREA**

|  | Inside places |            |                     |            |                          |            |        |            |                          |            |               | Outside places |
|--|---------------|------------|---------------------|------------|--------------------------|------------|--------|------------|--------------------------|------------|---------------|----------------|
|  | Total         |            | Incorporated places |            |                          |            |        |            | Census designated places |            |               |                |
|  | Number        | Population | Total               |            | Central cities of SMSA's |            | Other  |            | Number                   | Population |               |                |
|  |               |            | Number              | Population | Number                   | Population | Number | Population |                          |            |               |                |
| <b>Total</b> .....                     | <b>96 569</b> | <b>9</b>   | <b>40 704</b>       | <b>3</b>   | <b>15 802</b>            | —          | —      | <b>3</b>   | <b>15 802</b>            | <b>6</b>   | <b>24 902</b> | <b>55 865</b>  |
| <b>Urban</b> .....                     | <b>37 730</b> | <b>7</b>   | <b>37 730</b>       | <b>2</b>   | <b>14 756</b>            | —          | —      | <b>2</b>   | <b>14 756</b>            | <b>5</b>   | <b>22 974</b> | —              |
| <b>Inside urbanized areas</b> .....    | —             | —          | —                   | —          | —                        | —          | —      | <b>2</b>   | <b>14 756</b>            | <b>5</b>   | <b>22 974</b> | —              |
| <b>Central cities</b> .....            | —             | —          | —                   | —          | —                        | —          | —      | —          | —                        | —          | —             | —              |
| <b>Cities of—</b> .....                | —             | —          | —                   | —          | —                        | —          | —      | —          | —                        | —          | —             | —              |
| 1,000,000 or more.....                 | —             | —          | —                   | —          | —                        | —          | —      | —          | —                        | —          | —             | —              |
| 500,000 to 1,000,000.....              | —             | —          | —                   | —          | —                        | —          | —      | —          | —                        | —          | —             | —              |
| 250,000 to 500,000.....                | —             | —          | —                   | —          | —                        | —          | —      | —          | —                        | —          | —             | —              |
| 100,000 to 250,000.....                | —             | —          | —                   | —          | —                        | —          | —      | —          | —                        | —          | —             | —              |
| 50,000 to 100,000.....                 | —             | —          | —                   | —          | —                        | —          | —      | —          | —                        | —          | —             | —              |
| Less than 50,000.....                  | —             | —          | —                   | —          | —                        | —          | —      | —          | —                        | —          | —             | —              |
| <b>Urban fringe</b> .....              | —             | —          | —                   | —          | —                        | —          | —      | —          | —                        | —          | —             | —              |
| <b>Places of 2,500 or more</b> .....   | —             | —          | —                   | —          | —                        | —          | —      | —          | —                        | —          | —             | —              |
| 100,000 or more.....                   | —             | —          | —                   | —          | —                        | —          | —      | —          | —                        | —          | —             | —              |
| 50,000 to 100,000.....                 | —             | —          | —                   | —          | —                        | —          | —      | —          | —                        | —          | —             | —              |
| 25,000 to 50,000.....                  | —             | —          | —                   | —          | —                        | —          | —      | —          | —                        | —          | —             | —              |
| 10,000 to 25,000.....                  | —             | —          | —                   | —          | —                        | —          | —      | —          | —                        | —          | —             | —              |
| 5,000 to 10,000.....                   | —             | —          | —                   | —          | —                        | —          | —      | —          | —                        | —          | —             | —              |
| 2,500 to 5,000.....                    | —             | —          | —                   | —          | —                        | —          | —      | —          | —                        | —          | —             | —              |
| <b>Places of less than 2,500</b> ..... | —             | —          | —                   | —          | —                        | —          | —      | —          | —                        | —          | —             | —              |
| 2,000 to 2,500.....                    | —             | —          | —                   | —          | —                        | —          | —      | —          | —                        | —          | —             | —              |
| 1,500 to 2,000.....                    | —             | —          | —                   | —          | —                        | —          | —      | —          | —                        | —          | —             | —              |
| 1,000 to 1,500.....                    | —             | —          | —                   | —          | —                        | —          | —      | —          | —                        | —          | —             | —              |
| Less than 1,000.....                   | —             | —          | —                   | —          | —                        | —          | —      | —          | —                        | —          | —             | —              |
| <b>Other urban</b> .....               | —             | —          | —                   | —          | —                        | —          | —      | —          | —                        | —          | —             | —              |
| <b>Outside urbanized areas</b> .....   | 37 730        | 7          | 37 730              | 2          | 14 756                   | —          | —      | 2          | 14 756                   | 5          | 22 974        | —              |
| <b>Places of—</b> .....                | —             | —          | —                   | —          | —                        | —          | —      | —          | —                        | —          | —             | —              |
| 25,000 or more.....                    | —             | —          | —                   | —          | —                        | —          | —      | —          | —                        | —          | —             | —              |
| 10,000 to 25,000.....                  | 11 842        | 1          | 11 842              | 1          | 11 842                   | —          | —      | 1          | 11 842                   | —          | —             | —              |
| 5,000 to 10,000.....                   | 8 939         | 1          | 8 939               | —          | —                        | —          | —      | —          | —                        | 1          | 8 939         | —              |
| 2,500 to 5,000.....                    | 16 949        | 5          | 16 949              | 1          | 2 914                    | —          | —      | 1          | 2 914                    | 4          | 14 035        | —              |
| <b>Rural</b> .....                     | 58 839        | 2          | 2 974               | 1          | 1 046                    | —          | —      | 1          | 1 046                    | 1          | 1 928         | 55 865         |
| <b>Places of 1,000 to 2,500</b> .....  | 2 974         | 2          | 2 974               | 1          | 1 046                    | —          | —      | 1          | 1 046                    | 1          | 1 928         | —              |
| 2,000 to 2,500.....                    | —             | —          | —                   | —          | —                        | —          | —      | —          | —                        | —          | —             | —              |
| 1,500 to 2,000.....                    | —             | —          | —                   | —          | —                        | —          | —      | —          | —                        | —          | —             | —              |
| 1,000 to 1,500.....                    | 1 928         | 1          | 1 928               | —          | —                        | —          | —      | —          | —                        | 1          | 1 928         | —              |
| Places of less than 1,000.....         | 1 046         | 1          | 1 046               | 1          | 1 046                    | —          | —      | 1          | 1 046                    | —          | —             | —              |
| <b>Other rural</b> .....               | 55 865        | —          | —                   | —          | —                        | —          | —      | —          | —                        | —          | —             | 55 865         |
| <b>INSIDE SMSA's</b> .....             | —             | —          | —                   | —          | —                        | —          | —      | —          | —                        | —          | —             | —              |
| <b>Total</b> .....                     | —             | —          | —                   | —          | —                        | —          | —      | —          | —                        | —          | —             | —              |
| <b>Urban</b> .....                     | —             | —          | —                   | —          | —                        | —          | —      | —          | —                        | —          | —             | —              |
| <b>Inside urbanized areas</b> .....    | —             | —          | —                   | —          | —                        | —          | —      | —          | —                        | —          | —             | —              |
| <b>Central cities</b> .....            | —             | —          | —                   | —          | —                        | —          | —      | —          | —                        | —          | —             | —              |
| <b>Cities of—</b> .....                | —             | —          | —                   | —          | —                        | —          | —      | —          | —                        | —          | —             | —              |
| 1,000,000 or more.....                 | —             | —          | —                   | —          | —                        | —          | —      | —          | —                        | —          | —             | —              |
| 500,000 to 1,000,000.....              | —             | —          | —                   | —          | —                        | —          | —      | —          | —                        | —          | —             | —              |
| 250,000 to 500,000.....                | —             | —          | —                   | —          | —                        | —          | —      | —          | —                        | —          | —             | —              |
| 100,000 to 250,000.....                | —             | —          | —                   | —          | —                        | —          | —      | —          | —                        | —          | —             | —              |
| 50,000 to 100,000.....                 | —             | —          | —                   | —          | —                        | —          | —      | —          | —                        | —          | —             | —              |
| Less than 50,000.....                  | —             | —          | —                   | —          | —                        | —          | —      | —          | —                        | —          | —             | —              |
| <b>Urban fringe</b> .....              | —             | —          | —                   | —          | —                        | —          | —      | —          | —                        | —          | —             | —              |
| <b>Places of 2,500 or more</b> .....   | —             | —          | —                   | —          | —                        | —          | —      | —          | —                        | —          | —             | —              |
| 100,000 or more.....                   | —             | —          | —                   | —          | —                        | —          | —      | —          | —                        | —          | —             | —              |
| 50,000 to 100,000.....                 | —             | —          | —                   | —          | —                        | —          | —      | —          | —                        | —          | —             | —              |
| 25,000 to 50,000.....                  | —             | —          | —                   | —          | —                        | —          | —      | —          | —                        | —          | —             | —              |
| 10,000 to 25,000.....                  | —             | —          | —                   | —          | —                        | —          | —      | —          | —                        | —          | —             | —              |
| 5,000 to 10,000.....                   | —             | —          | —                   | —          | —                        | —          | —      | —          | —                        | —          | —             | —              |
| 2,500 to 5,000.....                    | —             | —          | —                   | —          | —                        | —          | —      | —          | —                        | —          | —             | —              |
| <b>Places of less than 2,500</b> ..... | —             | —          | —                   | —          | —                        | —          | —      | —          | —                        | —          | —             | —              |
| 2,000 to 2,500.....                    | —             | —          | —                   | —          | —                        | —          | —      | —          | —                        | —          | —             | —              |
| 1,500 to 2,000.....                    | —             | —          | —                   | —          | —                        | —          | —      | —          | —                        | —          | —             | —              |
| 1,000 to 1,500.....                    | —             | —          | —                   | —          | —                        | —          | —      | —          | —                        | —          | —             | —              |
| Less than 1,000.....                   | —             | —          | —                   | —          | —                        | —          | —      | —          | —                        | —          | —             | —              |
| <b>Other urban</b> .....               | —             | —          | —                   | —          | —                        | —          | —      | —          | —                        | —          | —             | —              |
| <b>Outside urbanized areas</b> .....   | —             | —          | —                   | —          | —                        | —          | —      | —          | —                        | —          | —             | —              |
| <b>Places of—</b> .....                | —             | —          | —                   | —          | —                        | —          | —      | —          | —                        | —          | —             | —              |
| 25,000 or more.....                    | —             | —          | —                   | —          | —                        | —          | —      | —          | —                        | —          | —             | —              |
| 10,000 to 25,000.....                  | —             | —          | —                   | —          | —                        | —          | —      | —          | —                        | —          | —             | —              |
| 5,000 to 10,000.....                   | —             | —          | —                   | —          | —                        | —          | —      | —          | —                        | —          | —             | —              |
| 2,500 to 5,000.....                    | —             | —          | —                   | —          | —                        | —          | —      | —          | —                        | —          | —             | —              |
| <b>Rural</b> .....                     | —             | —          | —                   | —          | —                        | —          | —      | —          | —                        | —          | —             | —              |
| <b>Places of 1,000 to 2,500</b> .....  | —             | —          | —                   | —          | —                        | —          | —      | —          | —                        | —          | —             | —              |
| 2,000 to 2,500.....                    | —             | —          | —                   | —          | —                        | —          | —      | —          | —                        | —          | —             | —              |
| 1,500 to 2,000.....                    | —             | —          | —                   | —          | —                        | —          | —      | —          | —                        | —          | —             | —              |
| 1,000 to 1,500.....                    | —             | —          | —                   | —          | —                        | —          | —      | —          | —                        | —          | —             | —              |
| Places of less than 1,000.....         | —             | —          | —                   | —          | —                        | —          | —      | —          | —                        | —          | —             | —              |
| <b>Other rural</b> .....               | —             | —          | —                   | —          | —                        | —          | —      | —          | —                        | —          | —             | —              |

Table 9. **Population Inside and Outside Standard Metropolitan Statistical Areas (SMSA's) by Urban and Rural Residence: 1980—Con.**

[For meaning of symbols, see Introduction]

**The Area  
Inside SMSA's  
Outside SMSA's**

**OUTSIDE SMSA's**

|                                | Inside places    |          |                     |          |               |                          |            |          |                          |          |               | Outside places |            |
|--------------------------------|------------------|----------|---------------------|----------|---------------|--------------------------|------------|----------|--------------------------|----------|---------------|----------------|------------|
|                                | Total            |          | Incorporated places |          |               |                          |            |          | Census designated places |          |               |                |            |
|                                | Total population | Number   | Population          | Total    |               | Central cities of SMSA's |            | Other    |                          | Number   |               |                | Population |
|                                |                  |          |                     | Number   | Population    | Number                   | Population | Number   | Population               |          |               |                |            |
| <b>Total</b> .....             | <b>96 569</b>    | <b>9</b> | <b>40 704</b>       | <b>3</b> | <b>15 802</b> | ...                      | ...        | <b>3</b> | <b>15 802</b>            | <b>6</b> | <b>24 902</b> | <b>55 865</b>  |            |
| <b>Urban</b> .....             | <b>37 730</b>    | <b>7</b> | <b>37 730</b>       | <b>2</b> | <b>14 756</b> | ...                      | ...        | <b>2</b> | <b>14 756</b>            | <b>5</b> | <b>22 974</b> | —              |            |
| Inside urbanized areas.....    | —                | —        | —                   | —        | —             | ...                      | ...        | —        | —                        | —        | —             | —              |            |
| Central cities.....            | —                | —        | —                   | —        | —             | ...                      | ...        | —        | —                        | —        | —             | —              |            |
| Cities of—                     | —                | —        | —                   | —        | —             | ...                      | ...        | —        | —                        | —        | —             | —              |            |
| 1,000,000 or more.....         | —                | —        | —                   | —        | —             | ...                      | ...        | —        | —                        | —        | —             | —              |            |
| 500,000 to 1,000,000.....      | —                | —        | —                   | —        | —             | ...                      | ...        | —        | —                        | —        | —             | —              |            |
| 250,000 to 500,000.....        | —                | —        | —                   | —        | —             | ...                      | ...        | —        | —                        | —        | —             | —              |            |
| 100,000 to 250,000.....        | —                | —        | —                   | —        | —             | ...                      | ...        | —        | —                        | —        | —             | —              |            |
| 50,000 to 100,000.....         | —                | —        | —                   | —        | —             | ...                      | ...        | —        | —                        | —        | —             | —              |            |
| Less than 50,000.....          | —                | —        | —                   | —        | —             | ...                      | ...        | —        | —                        | —        | —             | —              |            |
| Urban fringe.....              | —                | —        | —                   | —        | —             | ...                      | ...        | —        | —                        | —        | —             | —              |            |
| Places of 2,500 or more.....   | —                | —        | —                   | —        | —             | ...                      | ...        | —        | —                        | —        | —             | —              |            |
| 100,000 or more.....           | —                | —        | —                   | —        | —             | ...                      | ...        | —        | —                        | —        | —             | —              |            |
| 50,000 to 100,000.....         | —                | —        | —                   | —        | —             | ...                      | ...        | —        | —                        | —        | —             | —              |            |
| 25,000 to 50,000.....          | —                | —        | —                   | —        | —             | ...                      | ...        | —        | —                        | —        | —             | —              |            |
| 10,000 to 25,000.....          | —                | —        | —                   | —        | —             | ...                      | ...        | —        | —                        | —        | —             | —              |            |
| 5,000 to 10,000.....           | —                | —        | —                   | —        | —             | ...                      | ...        | —        | —                        | —        | —             | —              |            |
| 2,500 to 5,000.....            | —                | —        | —                   | —        | —             | ...                      | ...        | —        | —                        | —        | —             | —              |            |
| Places of less than 2,500..... | —                | —        | —                   | —        | —             | ...                      | ...        | —        | —                        | —        | —             | —              |            |
| 2,000 to 2,500.....            | —                | —        | —                   | —        | —             | ...                      | ...        | —        | —                        | —        | —             | —              |            |
| 1,500 to 2,000.....            | —                | —        | —                   | —        | —             | ...                      | ...        | —        | —                        | —        | —             | —              |            |
| 1,000 to 1,500.....            | —                | —        | —                   | —        | —             | ...                      | ...        | —        | —                        | —        | —             | —              |            |
| Less than 1,000.....           | —                | —        | —                   | —        | —             | ...                      | ...        | —        | —                        | —        | —             | —              |            |
| Other urban.....               | —                | —        | —                   | —        | —             | ...                      | ...        | —        | —                        | —        | —             | —              |            |
| Outside urbanized areas.....   | 37 730           | 7        | 37 730              | 2        | 14 756        | ...                      | ...        | 2        | 14 756                   | 5        | 22 974        | ...            |            |
| Places of—                     | —                | —        | —                   | —        | —             | ...                      | ...        | —        | —                        | —        | —             | ...            |            |
| 25,000 or more.....            | —                | —        | —                   | —        | —             | ...                      | ...        | —        | —                        | —        | —             | ...            |            |
| 10,000 to 25,000.....          | 11 842           | 1        | 11 842              | 1        | 11 842        | ...                      | ...        | 1        | 11 842                   | —        | —             | ...            |            |
| 5,000 to 10,000.....           | 8 939            | 1        | 8 939               | —        | —             | ...                      | ...        | —        | —                        | 1        | 8 939         | ...            |            |
| 2,500 to 5,000.....            | 16 949           | 5        | 16 949              | 1        | 2 914         | ...                      | ...        | 1        | 2 914                    | 4        | 14 035        | ...            |            |
| <b>Rural</b> .....             | <b>58 839</b>    | <b>2</b> | <b>2 974</b>        | <b>1</b> | <b>1 046</b>  | ...                      | ...        | <b>1</b> | <b>1 046</b>             | <b>1</b> | <b>1 928</b>  | <b>55 865</b>  |            |
| Places of 1,000 to 2,500.....  | 2 974            | 2        | 2 974               | 1        | 1 046         | ...                      | ...        | 1        | 1 046                    | 1        | 1 928         | ...            |            |
| 2,000 to 2,500.....            | —                | —        | —                   | —        | —             | ...                      | ...        | —        | —                        | —        | —             | ...            |            |
| 1,500 to 2,000.....            | 1 928            | 1        | 1 928               | —        | —             | ...                      | ...        | —        | —                        | —        | —             | ...            |            |
| 1,000 to 1,500.....            | 1 046            | 1        | 1 046               | 1        | 1 046         | ...                      | ...        | 1        | 1 046                    | —        | —             | ...            |            |
| Places of less than 1,000..... | —                | —        | —                   | —        | —             | ...                      | ...        | —        | —                        | —        | —             | ...            |            |
| Other rural.....               | 55 865           | ...      | —                   | ...      | —             | ...                      | ...        | ...      | —                        | ...      | ...           | 55 865         |            |

Table 10. Population Inside and Outside Standard Metropolitan Statistical Areas (SMSA's) by Size of Place: 1980

[For meaning of symbols, see Introduction]

The Area  
Inside SMSA's  
Outside SMSA's

|                             | Inside places |            |                     |            |                          |            |        |            |                          |            |        | Outside places |
|-----------------------------|---------------|------------|---------------------|------------|--------------------------|------------|--------|------------|--------------------------|------------|--------|----------------|
|                             | Total         |            | Incorporated places |            |                          |            |        |            | Census designated places |            |        |                |
|                             | Number        | Population | Total               |            | Central cities of SMSA's |            | Other  |            | Number                   | Population |        |                |
|                             |               |            | Number              | Population | Number                   | Population | Number | Population |                          |            |        |                |
| <b>THE AREA</b>             |               |            |                     |            |                          |            |        |            |                          |            |        |                |
| <b>Total</b> .....          | 96 569        | 9          | 40 704              | 3          | 15 802                   | -          | -      | 3          | 15 802                   | 6          | 24 902 | 55 865         |
| <b>Inside places</b> .....  | 40 704        | 9          | 40 704              | 3          | 15 802                   | -          | -      | 3          | 15 802                   | 6          | 24 902 | ...            |
| Places of—                  |               |            |                     |            |                          |            |        |            |                          |            |        |                |
| 1,000,000 or more .....     | -             | -          | -                   | -          | -                        | -          | -      | -          | -                        | -          | -      | ...            |
| 500,000 to 1,000,000 .....  | -             | -          | -                   | -          | -                        | -          | -      | -          | -                        | -          | -      | ...            |
| 250,000 to 500,000 .....    | -             | -          | -                   | -          | -                        | -          | -      | -          | -                        | -          | -      | ...            |
| 100,000 to 250,000 .....    | -             | -          | -                   | -          | -                        | -          | -      | -          | -                        | -          | -      | ...            |
| 50,000 to 100,000 .....     | -             | -          | -                   | -          | -                        | -          | -      | -          | -                        | -          | -      | ...            |
| 25,000 to 50,000 .....      | -             | -          | -                   | -          | -                        | -          | -      | -          | -                        | -          | -      | ...            |
| 10,000 to 25,000 .....      | 11 842        | 1          | 11 842              | 1          | 11 842                   | -          | -      | 1          | 11 842                   | -          | -      | ...            |
| 5,000 to 10,000 .....       | 8 939         | 1          | 8 939               | -          | -                        | -          | -      | -          | -                        | 1          | 8 939  | ...            |
| 2,500 to 5,000 .....        | 16 949        | 5          | 16 949              | 1          | 2 914                    | ...        | ...    | 1          | 2 914                    | 4          | 14 035 | ...            |
| 2,000 to 2,500 .....        | -             | -          | -                   | -          | -                        | ...        | ...    | -          | -                        | -          | -      | ...            |
| 1,500 to 2,000 .....        | 1 928         | 1          | 1 928               | -          | -                        | ...        | ...    | -          | -                        | -          | 1 928  | ...            |
| 1,000 to 1,500 .....        | 1 046         | 1          | 1 046               | 1          | 1 046                    | ...        | ...    | 1          | 1 046                    | -          | -      | ...            |
| 500 to 1,000 .....          | -             | -          | -                   | -          | -                        | ...        | ...    | -          | -                        | -          | -      | ...            |
| 200 to 500 .....            | -             | -          | -                   | -          | -                        | ...        | ...    | -          | -                        | -          | -      | ...            |
| Less than 200 .....         | -             | -          | -                   | -          | -                        | ...        | ...    | -          | -                        | -          | -      | ...            |
| <b>Cumulative summary:</b>  |               |            |                     |            |                          |            |        |            |                          |            |        |                |
| Places of—                  |               |            |                     |            |                          |            |        |            |                          |            |        |                |
| 1,000,000 or more .....     | -             | -          | -                   | -          | -                        | -          | -      | -          | -                        | -          | -      | ...            |
| 500,000 or more .....       | -             | -          | -                   | -          | -                        | -          | -      | -          | -                        | -          | -      | ...            |
| 250,000 or more .....       | -             | -          | -                   | -          | -                        | -          | -      | -          | -                        | -          | -      | ...            |
| 100,000 or more .....       | -             | -          | -                   | -          | -                        | -          | -      | -          | -                        | -          | -      | ...            |
| 50,000 or more .....        | -             | -          | -                   | -          | -                        | -          | -      | -          | -                        | -          | -      | ...            |
| 25,000 or more .....        | -             | -          | -                   | -          | -                        | -          | -      | -          | -                        | -          | -      | ...            |
| 10,000 or more .....        | 11 842        | 1          | 11 842              | 1          | 11 842                   | -          | -      | 1          | 11 842                   | -          | -      | ...            |
| 5,000 or more .....         | 20 781        | 2          | 20 781              | 1          | 11 842                   | -          | -      | 1          | 11 842                   | 1          | 8 939  | ...            |
| 2,500 or more .....         | 37 730        | 7          | 37 730              | 2          | 14 756                   | -          | -      | 2          | 14 756                   | 5          | 22 974 | ...            |
| 2,000 or more .....         | 37 730        | 7          | 37 730              | 2          | 14 756                   | -          | -      | 2          | 14 756                   | 5          | 22 974 | ...            |
| 1,500 or more .....         | 39 658        | 8          | 39 658              | 2          | 14 756                   | -          | -      | 2          | 14 756                   | 6          | 24 902 | ...            |
| 1,000 or more .....         | 40 704        | 9          | 40 704              | 3          | 15 802                   | -          | -      | 3          | 15 802                   | 6          | 24 902 | ...            |
| 500 or more .....           | 40 704        | 9          | 40 704              | 3          | 15 802                   | -          | -      | 3          | 15 802                   | 6          | 24 902 | ...            |
| 200 or more .....           | 40 704        | 9          | 40 704              | 3          | 15 802                   | -          | -      | 3          | 15 802                   | 6          | 24 902 | ...            |
| <b>Outside places</b> ..... | 55 865        | ...        | ...                 | ...        | ...                      | ...        | ...    | ...        | ...                      | ...        | ...    | 55 865         |
| <b>INSIDE SMSA's</b>        |               |            |                     |            |                          |            |        |            |                          |            |        |                |
| <b>Total</b> .....          | -             | -          | -                   | -          | -                        | -          | -      | -          | -                        | -          | -      | -              |
| <b>Inside places</b> .....  | -             | -          | -                   | -          | -                        | -          | -      | -          | -                        | -          | -      | ...            |
| Places of—                  |               |            |                     |            |                          |            |        |            |                          |            |        |                |
| 1,000,000 or more .....     | -             | -          | -                   | -          | -                        | -          | -      | -          | -                        | -          | -      | ...            |
| 500,000 to 1,000,000 .....  | -             | -          | -                   | -          | -                        | -          | -      | -          | -                        | -          | -      | ...            |
| 250,000 to 500,000 .....    | -             | -          | -                   | -          | -                        | -          | -      | -          | -                        | -          | -      | ...            |
| 100,000 to 250,000 .....    | -             | -          | -                   | -          | -                        | -          | -      | -          | -                        | -          | -      | ...            |
| 50,000 to 100,000 .....     | -             | -          | -                   | -          | -                        | -          | -      | -          | -                        | -          | -      | ...            |
| 25,000 to 50,000 .....      | -             | -          | -                   | -          | -                        | -          | -      | -          | -                        | -          | -      | ...            |
| 10,000 to 25,000 .....      | -             | -          | -                   | -          | -                        | -          | -      | -          | -                        | -          | -      | ...            |
| 5,000 to 10,000 .....       | -             | -          | -                   | -          | -                        | -          | -      | -          | -                        | -          | -      | ...            |
| 2,500 to 5,000 .....        | -             | -          | -                   | -          | -                        | ...        | ...    | -          | -                        | -          | -      | ...            |
| 2,000 to 2,500 .....        | -             | -          | -                   | -          | -                        | ...        | ...    | -          | -                        | -          | -      | ...            |
| 1,500 to 2,000 .....        | -             | -          | -                   | -          | -                        | ...        | ...    | -          | -                        | -          | -      | ...            |
| 1,000 to 1,500 .....        | -             | -          | -                   | -          | -                        | ...        | ...    | -          | -                        | -          | -      | ...            |
| 500 to 1,000 .....          | -             | -          | -                   | -          | -                        | ...        | ...    | -          | -                        | -          | -      | ...            |
| 200 to 500 .....            | -             | -          | -                   | -          | -                        | ...        | ...    | -          | -                        | -          | -      | ...            |
| Less than 200 .....         | -             | -          | -                   | -          | -                        | ...        | ...    | -          | -                        | -          | -      | ...            |
| <b>Cumulative summary:</b>  |               |            |                     |            |                          |            |        |            |                          |            |        |                |
| Places of—                  |               |            |                     |            |                          |            |        |            |                          |            |        |                |
| 1,000,000 or more .....     | -             | -          | -                   | -          | -                        | -          | -      | -          | -                        | -          | -      | ...            |
| 500,000 or more .....       | -             | -          | -                   | -          | -                        | -          | -      | -          | -                        | -          | -      | ...            |
| 250,000 or more .....       | -             | -          | -                   | -          | -                        | -          | -      | -          | -                        | -          | -      | ...            |
| 100,000 or more .....       | -             | -          | -                   | -          | -                        | -          | -      | -          | -                        | -          | -      | ...            |
| 50,000 or more .....        | -             | -          | -                   | -          | -                        | -          | -      | -          | -                        | -          | -      | ...            |
| 25,000 or more .....        | -             | -          | -                   | -          | -                        | -          | -      | -          | -                        | -          | -      | ...            |
| 10,000 or more .....        | -             | -          | -                   | -          | -                        | -          | -      | -          | -                        | -          | -      | ...            |
| 5,000 or more .....         | -             | -          | -                   | -          | -                        | -          | -      | -          | -                        | -          | -      | ...            |
| 2,500 or more .....         | -             | -          | -                   | -          | -                        | -          | -      | -          | -                        | -          | -      | ...            |
| 2,000 or more .....         | -             | -          | -                   | -          | -                        | -          | -      | -          | -                        | -          | -      | ...            |
| 1,500 or more .....         | -             | -          | -                   | -          | -                        | -          | -      | -          | -                        | -          | -      | ...            |
| 1,000 or more .....         | -             | -          | -                   | -          | -                        | -          | -      | -          | -                        | -          | -      | ...            |
| 500 or more .....           | -             | -          | -                   | -          | -                        | -          | -      | -          | -                        | -          | -      | ...            |
| 200 or more .....           | -             | -          | -                   | -          | -                        | -          | -      | -          | -                        | -          | -      | ...            |
| <b>Outside places</b> ..... | -             | ...        | ...                 | ...        | ...                      | ...        | ...    | ...        | ...                      | ...        | ...    | -              |

Table 10. Population Inside and Outside Standard Metropolitan Statistical Areas (SMSA's) by Size of Place: 1980—

Con.

[For meaning of symbols, see Introduction]

**The Area  
Inside SMSA's  
Outside SMSA's**

**OUTSIDE SMSA's**

|                             | Inside places    |        |                     |        |            |                          |            |        |                          |        | Outside places |            |
|-----------------------------|------------------|--------|---------------------|--------|------------|--------------------------|------------|--------|--------------------------|--------|----------------|------------|
|                             | Total            |        | Incorporated places |        |            |                          |            |        | Census designated places |        |                |            |
|                             | Total population | Number | Population          | Total  |            | Central cities of SMSA's |            | Other  |                          | Number |                | Population |
|                             |                  |        |                     | Number | Population | Number                   | Population | Number | Population               |        |                |            |
| <b>Total</b> .....          | 96 569           | 9      | 40 704              | 3      | 15 802     | ...                      | ...        | 3      | 15 802                   | 6      | 24 902         | 55 865     |
| <b>Inside places</b> .....  | 40 704           | 9      | 40 704              | 3      | 15 802     | ...                      | ...        | 3      | 15 802                   | 6      | 24 902         | ...        |
| Places of—                  |                  |        |                     |        |            |                          |            |        |                          |        |                |            |
| 1,000,000 or more .....     | —                | —      | —                   | —      | —          | ...                      | ...        | ...    | ...                      | —      | —              | ...        |
| 500,000 to 1,000,000 .....  | —                | —      | —                   | —      | —          | ...                      | ...        | ...    | ...                      | —      | —              | ...        |
| 250,000 to 500,000 .....    | —                | —      | —                   | —      | —          | ...                      | ...        | ...    | ...                      | —      | —              | ...        |
| 100,000 to 250,000 .....    | —                | —      | —                   | —      | —          | ...                      | ...        | ...    | ...                      | —      | —              | ...        |
| 50,000 to 100,000 .....     | —                | —      | —                   | —      | —          | ...                      | ...        | ...    | ...                      | —      | —              | ...        |
| 25,000 to 50,000 .....      | —                | —      | —                   | —      | —          | ...                      | ...        | —      | —                        | —      | —              | ...        |
| 10,000 to 25,000 .....      | 11 842           | 1      | 11 842              | 1      | 11 842     | ...                      | ...        | 1      | 11 842                   | —      | —              | ...        |
| 5,000 to 10,000 .....       | 8 939            | 1      | 8 939               | —      | —          | ...                      | ...        | —      | —                        | 1      | 8 939          | ...        |
| 2,500 to 5,000 .....        | 16 949           | 5      | 16 949              | 1      | 2 914      | ...                      | ...        | 1      | 2 914                    | 4      | 14 035         | ...        |
| 2,000 to 2,500 .....        | —                | —      | —                   | —      | —          | ...                      | ...        | —      | —                        | —      | —              | ...        |
| 1,500 to 2,000 .....        | 1 928            | 1      | 1 928               | —      | —          | ...                      | ...        | —      | —                        | 1      | 1 928          | ...        |
| 1,000 to 1,500 .....        | 1 046            | 1      | 1 046               | 1      | 1 046      | ...                      | ...        | 1      | 1 046                    | —      | —              | ...        |
| 500 to 1,000 .....          | —                | —      | —                   | —      | —          | ...                      | ...        | —      | —                        | —      | —              | ...        |
| 200 to 500 .....            | —                | —      | —                   | —      | —          | ...                      | ...        | —      | —                        | —      | —              | ...        |
| Less than 200 .....         | —                | —      | —                   | —      | —          | ...                      | ...        | —      | —                        | —      | —              | ...        |
| <b>Cumulative summary:</b>  |                  |        |                     |        |            |                          |            |        |                          |        |                |            |
| Places of—                  |                  |        |                     |        |            |                          |            |        |                          |        |                |            |
| 1,000,000 or more .....     | —                | —      | —                   | —      | —          | ...                      | ...        | ...    | ...                      | —      | —              | ...        |
| 500,000 or more .....       | —                | —      | —                   | —      | —          | ...                      | ...        | ...    | ...                      | —      | —              | ...        |
| 250,000 or more .....       | —                | —      | —                   | —      | —          | ...                      | ...        | ...    | ...                      | —      | —              | ...        |
| 100,000 or more .....       | —                | —      | —                   | —      | —          | ...                      | ...        | ...    | ...                      | —      | —              | ...        |
| 50,000 or more .....        | —                | —      | —                   | —      | —          | ...                      | ...        | ...    | ...                      | —      | —              | ...        |
| 25,000 or more .....        | —                | —      | —                   | —      | —          | ...                      | ...        | —      | —                        | —      | —              | ...        |
| 10,000 or more .....        | 11 842           | 1      | 11 842              | 1      | 11 842     | ...                      | ...        | 1      | 11 842                   | —      | —              | ...        |
| 5,000 or more .....         | 20 781           | 2      | 20 781              | 1      | 11 842     | ...                      | ...        | 1      | 11 842                   | 1      | 8 939          | ...        |
| 2,500 or more .....         | 37 730           | 7      | 37 730              | 2      | 14 756     | ...                      | ...        | 2      | 14 756                   | 5      | 22 974         | ...        |
| 2,000 or more .....         | 37 730           | 7      | 37 730              | 2      | 14 756     | ...                      | ...        | 2      | 14 756                   | 5      | 22 974         | ...        |
| 1,500 or more .....         | 39 658           | 8      | 39 658              | 2      | 14 756     | ...                      | ...        | 2      | 14 756                   | 6      | 24 902         | ...        |
| 1,000 or more .....         | 40 704           | 9      | 40 704              | 3      | 15 802     | ...                      | ...        | 3      | 15 802                   | 6      | 24 902         | ...        |
| 500 or more .....           | 40 704           | 9      | 40 704              | 3      | 15 802     | ...                      | ...        | 3      | 15 802                   | 6      | 24 902         | ...        |
| 200 or more .....           | 40 704           | 9      | 40 704              | 3      | 15 802     | ...                      | ...        | 3      | 15 802                   | 6      | 24 902         | ...        |
| <b>Outside places</b> ..... | 55 865           | ...    | ...                 | ...    | ...        | ...                      | ...        | ...    | ...                      | ...    | ...            | 55 865     |

Table 11. Population of Standard Metropolitan Statistical Areas (SMSA's): 1960 to 1980

(Table omitted because the area has no SMSA's.)

Table 12. Population of Standard Metropolitan Statistical Areas (SMSA's) by Type of Residence: 1980


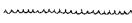

(Table omitted because the area has no SMSA's.)

Table 13. Population of Urbanized Areas: 1980 and 1970

(Table omitted because the area has no urbanized areas.)

# Island Subdivision Map Legend and Island Location Index

## MAP LEGEND

| SYMBOLS   | TYPE<br>STYLES     | GEOGRAPHIC<br>AREAS  |
|---|--------------------|--|
| -----   | <b>CANADA</b>      | Foreign country  |
| -----   | <b>LEE</b>         | Island   |
| -----   | Brent              | Census subdistrict   |
| -----   | MIAMI              | Town   |
| -----   | <i>STAPLETON</i>   | Census designated place  |
|  | <i>Lake Winona</i> | Major water feature  |
|  |                    | Coral reef   |
|  |                    | Asterisk following place name indicates place is coextensive with a census subdistrict. Census subdistrict name is shown only when it differs from place name. |

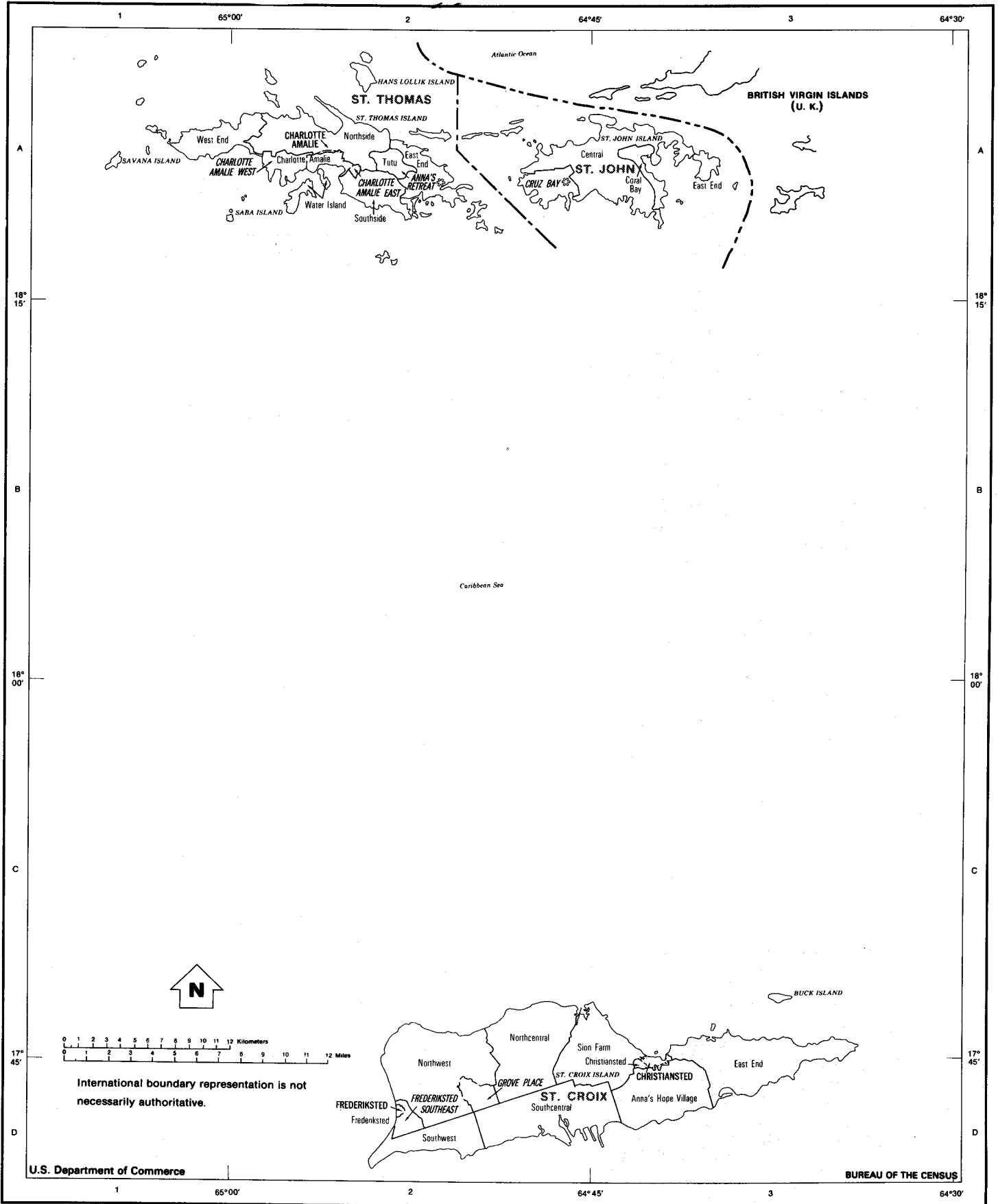
Note: All political boundaries are as of January 1, 1980. Boundaries of small areas may not be depicted exactly due to the scale of the map. Where boundaries coincide, boundary symbol of higher level geographic area is shown.

## ISLAND LOCATION INDEX

This list presents the reference coordinates for each island on the map on page 3 and on the island subdivision map. Map section numbers refer to the island subdivision map only.

| ISLAND           | MAP<br>REF |
|------------------|------------|
| St. Croix .....  | D-2        |
| St. John .....   | A-2        |
| St. Thomas ..... | A-2        |

# Islands, Island Subdivisions (Census Subdistricts), and Places



## Appendix A.—Area Classifications

|  |     |
|--|-----|
| STATE EQUIVALENTS . . . . .                          | A-1 |
| COUNTY EQUIVALENTS . . . . .                         | A-1 |
| COUNTY SUBDIVISION<br>EQUIVALENTS . . . . .          | A-1 |
| Minor Civil Divisions (MCD's) . .                    | A-1 |
| Subdivisions of MCD's . . . . .                      | A-1 |
| PLACES . . . . .                                     | A-1 |
| Incorporated Places . . . . .                        | A-1 |
| Census Designated Places . . . . .                   | A-2 |
| URBAN AND RURAL<br>RESIDENCE . . . . .               | A-2 |
| URBANIZED AREAS . . . . .                            | A-2 |
| STANDARD METROPOLITAN<br>STATISTICAL AREAS . . . . . | A-2 |
| BOUNDARY CHANGES . . . . .                           | A-2 |
| AREA MEASUREMENTS . . . . .                          | A-2 |
| HISTORIC COUNTS . . . . .                            | A-2 |

### STATE EQUIVALENTS

The 50 States and the District of Columbia are the constituent units of the United States. Puerto Rico, Guam, the Virgin Islands of the United States, American Samoa, the Northern Mariana Islands, and the remainder of the Trust Territory of the Pacific Islands are treated as State equivalents in the text and tables of the PC80-1-A reports.

### COUNTY EQUIVALENTS

In most States, the primary divisions are termed counties. In the Virgin Islands of the United States, the comparable areas are the three major islands. In American Samoa, the county equivalents are three districts and two islands. In Guam and the Northern Mariana Islands, there are no primary divisions, and the entire area is considered equivalent to a county for census purposes. In the Trust Territory of the Pacific Islands, excluding the Northern Mariana Islands, the administrative districts are the county equivalents.

### COUNTY SUBDIVISION EQUIVALENTS

In reports for the States, statistics are presented for the following subdivisions of counties or equivalent areas: minor civil divisions (MCD's), census county divisions (CCD's), and, in Alaska, census subareas. In Guam, the Virgin Islands of the United States, American Samoa, the Northern Mariana Islands, and the remainder of the Trust Territory of the Pacific Islands, statistics are presented for minor civil divisions and, in the Northern Mariana Islands and the remainder of the Trust Territory of the Pacific Islands, for subdivisions of the minor civil divisions.

#### Minor Civil Divisions (MCD's)

In 29 States, MCD's are primary divisions of counties established under State law. MCD's in Guam, the Virgin Islands of the United States, American Samoa, the Northern Mariana Islands, and the remainder of the Trust Territory of the Pacific Islands have been established by local law.

The MCD's in Guam are referred to as election districts. In the Virgin Islands of the United States, MCD's called census subdistricts have been established for the 1980 census to replace the quarters and cities that were used in the 1970 census. For American Samoa, the three districts are subdivided into MCD's called counties; MCD's for the two islands coincide with and have the same names as these islands. The MCD's in the Northern Mariana Islands are called municipalities.

The MCD's in the remainder of the Trust Territory of the Pacific Islands are municipalities. In addition, the Census Bureau recognizes two islands and one unorganized territory that are not within any municipality. In the Palau District of the Trust Territory of the Pacific Islands, numerous islands are not included in a

legally established MCD (municipality); this area of unorganized territory is recognized as one subdivision and given a name (Palau Islands) by the Census Bureau, followed by the designation "(unorg.)."

#### Subdivisions of MCD's

In the Northern Mariana Islands and the remainder of the Trust Territory of the Pacific Islands, subMCD's, called municipal districts, represent political subdivisions of the municipalities. Some are true political entities while others have been established for census purposes. Data are shown only for municipal districts in multi-district municipalities.

### PLACES

Two types of places are recognized in the State census reports—incorporated places and census designated places—as defined below.

#### Incorporated Places

Incorporated places recognized in the State census reports are those which are incorporated under the laws of their respective States as cities, boroughs, towns, and villages. There are no incorporated places in Guam, the Virgin Islands of the United States, American Samoa, the Northern Mariana Islands, and the remainder of the Trust Territory of the Pacific Islands.

Towns in the Virgin Islands of the United States and Villages in American Samoa are not legally incorporated. The three places specified as towns in the Virgin Islands Code have legally established boundaries and purposes, but are not functioning governments. The villages in American Samoa have functioning governments authorized by the Revised

Code of American Samoa but do not have legally established boundaries.

### Census Designated Places

As in previous censuses, the Census Bureau, in cooperation with local governments, delineated boundaries for closely settled population centers without corporate limits. In 1980, the name of each such place is followed by "(CDP)," meaning "census designated place." For 1980, all places in Guam are designated as CDP's; in 1970 and earlier censuses, these places were identified in census publications as cities, towns, and villages. In the Virgin Islands of the United States, six CDP's have been designated. All places in the Northern Mariana Islands and the remainder of the Trust Territory of the Pacific Islands are CDP's. To be recognized for the 1980 census, CDP's in Guam, the Virgin Islands of the United States, the Northern Mariana Islands, and the remainder of the Trust Territory of the Pacific Islands must have a minimum 1980 population of 300. There are no CDP's in American Samoa.

Census designated place boundaries change as the settlement pattern changes; a place which has the same name as in previous censuses does not necessarily have the same boundaries. Boundary outlines for CDP's are shown on the map which follows the detailed tables. Larger-scale maps, showing boundaries in more detail, are available for purchase from the Census Bureau.

### URBAN AND RURAL RESIDENCE

As defined for the 1980 census, the urban population comprises all persons living in urbanized areas and in places of 2,500 or more inhabitants outside urbanized areas. More specifically, the urban population consists of all persons living in (1) places of 2,500 or more inhabitants and (2) other territory included in urbanized areas. The population not classified as urban constitutes the rural population.

Since there are no urbanized areas in Guam, the Virgin Islands of the United States, American Samoa, the Northern Mariana Islands, and the remainder of the Trust Territory of the Pacific Islands, the current definition of urban population is equivalent to the previous definition. That

is, the urban population comprises all persons living in places of 2,500 or more inhabitants.

### URBANIZED AREAS

The major objective of the Census Bureau in delineating urbanized areas is to provide a better separation of urban and rural population in the vicinity of large cities. An urbanized area consists of a central city or cities, and surrounding closely settled territory ("urban fringe"), which contains a minimum population of 50,000. There are no urbanized areas in Guam, the Virgin Islands of the United States, American Samoa, the Northern Mariana Islands, and the remainder of the Trust Territory of the Pacific Islands.

### STANDARD METROPOLITAN STATISTICAL AREAS

The general concept of a metropolitan area is one of a large population nucleus—an urbanized area with a population of at least 50,000—together with adjacent communities which have a high degree of economic and social integration with that nucleus. The standard metropolitan statistical area (SMSA) classification is a statistical standard developed for use by federal agencies in the production, analysis, and publication of data on metropolitan areas. SMSA's are designated and defined by the Office of Management and Budget, following a set of official published standards developed by the interagency Federal Committee on Standard Metropolitan Statistical Areas. There are no SMSA's in Guam, the Virgin Islands of the United States, American Samoa, the Northern Mariana Islands, and the remainder of the Trust Territory of the Pacific Islands.

### BOUNDARY CHANGES

The boundaries of some of the areas shown in this report have changed between an earlier census for which counts are shown and January 1, 1980. The historic counts shown here have not been adjusted for such changes and thus reflect the population in those areas as defined at each census. Information on boundary changes is presented in table 4. For information on boundary changes

prior to 1970 for Guam, the Virgin Islands of the United States, and American Samoa, see the *Number of Inhabitants* report for previous censuses.

### AREA MEASUREMENTS

Area measurement figures published in the 1980 census for each entity and its districts or islands are taken from the data used for the 1970 census. Appropriate modifications were made to account for changes in boundaries, the establishment of new geographic units, and for errors in the earlier figures.

### HISTORIC COUNTS

As in past censuses, the general rule for presenting historic figures for each area is to present counts only for single, continually existing entities. Stated another way, if an area existed at both the current and previous censuses, a count is shown for the previous census. Included in this category are areas which are of the same type and which have retained the same name, or which may have changed their name. Also included are places which have merged and retained the name of one of the merged areas.

In cases where entities have been formed since, or were not recognized in the earlier censuses, such as a new district, district subdivision, or place, the symbol three dots ("...") is shown for the earlier census. The three-dot symbol is also shown for those parts of a place which are now located in an entity in which it was not previously reported.

In a number of tables in this report, 1970 counts are shown for aggregations of individual areas, such as the number and population of places by size groups or urban and rural distributions. In some instances, population counts for individual areas have been revised since publication of the 1970 census reports (indicated by the prefix "r" as described in the section "Symbols and Geographic Abbreviations" in the Introduction). These revisions have not been carried through to the various aggregations; therefore, it may not be possible to determine the individual areas in a given aggregation using the 1970 population counts shown here.

## Appendix B.—General Enumeration and Processing Procedures

|  |     |
|--|-----|
| USUAL PLACE OF RESIDENCE . . . . .                           | B-1 |
| U.S. Armed Forces . . . . .                                  | B-1 |
| Crews of Merchant Vessels . . . . .                          | B-1 |
| Persons Away at School . . . . .                             | B-1 |
| Persons in Institutions . . . . .                            | B-1 |
| Persons Away From Their<br>Residence on Census Day . . . . . | B-1 |
| Residents Abroad . . . . .                                   | B-1 |
| Persons From Other Areas . . . . .                           | B-1 |
| DATA COLLECTION<br>PROCEDURES . . . . .                      | B-2 |
| PROCESSING PROCEDURES . . . . .                              | B-2 |

### USUAL PLACE OF RESIDENCE

In accordance with census practice, each person enumerated in the 1980 census was counted as an inhabitant of his or her "usual place of residence," which is generally construed to mean the place where the person lives and sleeps most of the time. This place is not necessarily the same as the person's legal residence or voting residence. In the vast majority of cases, however, the use of these different bases of classification would produce substantially the same statistics, although there might be appreciable differences for a few areas.

The implementation of this practice has resulted in the establishment of residence rules for certain categories of persons whose usual place of residence is not immediately apparent. Furthermore, this practice means that persons were not always counted as residents of the place where they happened to be staying on Census Day. Persons without a usual place of residence, or persons with no one at their usual place of residence to report them to a census taker, however, were counted where they happened to be staying.

#### U.S. Armed Forces

Members of the U.S. Armed Forces living on a military installation were

counted, as in previous censuses, as residents of the area in which the installation was located; members of the U.S. Armed Forces not living on a military installation were counted as residents of the area in which they were living. Persons in families with U.S. Armed Forces personnel were counted where they were living on Census Day (i.e., the military installation or "off base," as the case might be).

Each U.S. Navy ship was attributed to the geographic area that the Department of the Navy designated as its homeport.

#### Crews of Merchant Vessels

Crews of merchant ships berthed in a port, excluding those not flying a U.S. flag, were enumerated as of that port.

#### Persons Away at School

College students were counted as residents of the area in which they were living while attending college. However, children in boarding schools below the college level were counted at their parental home.

#### Persons in Institutions

Inmates of institutions were counted as residents of the area where the institution was located. Patients in short-term wards of general hospitals were counted at their usual place of residence; if they had no usual place of residence or there was no one at their usual place of residence to report them, they were counted at the hospital.

#### Persons Away From Their Residence on Census Day

Persons in hotels, motels, etc., on the night of March 31, 1980 (September 12, 1980 for the Trust Territory of the Pacific Islands, excluding the Northern Mariana Islands), having their usual home

within the Area and who indicated that no one was at home to report them in the census were enumerated as residents of the hotel, motel, etc. Information on persons away from their usual place of residence was obtained from other members of their families, resident managers, neighbors, etc. If an entire household was away during the whole period of the enumeration, information on that household was obtained from neighbors.

In the Virgin Islands of the United States, the part of the procedures relating to the enumeration of persons staying in hotels and motels was not feasible because of the large number of guests in the islands during the local festivities that took place around Census Day. This should not have any significant effect in the total population counts, since persons staying at hotels and motels during this period were generally not residents of the area, and even if they were, someone at home would have reported them to a census taker.

#### Residents Abroad

Residents who were abroad for an extended period (in the Armed Forces, working at civilian jobs, studying in universities outside the Area, etc.) were not included in the population of the Area. On the other hand, residents who were temporarily abroad on vacations, business trips, and the like, were counted at their usual residence in the Area.

#### Persons From Other Areas

Persons from other areas, having their usual residence (legally or illegally) in this Area on Census Day, including those working here and those attending school (but not living at a chancellery or consulate) were included in the enumeration, as were members of their families living with them,

regardless of citizenship. However, persons from other areas, temporarily visiting or traveling in this Area, were not enumerated in the 1980 census.

## DATA COLLECTION PROCEDURES

The 1980 census of Guam, the Virgin Islands of the United States, American Samoa, the Northern Mariana Islands, and the remainder of the Trust Territory of the Pacific Islands was conducted through direct interview. Beginning on Census Day, April 1, 1980 (September 15, 1980 for the Trust Territory of the Pacific Islands, excluding the Northern Mariana Islands), enumerators visited and listed every household, asking the questions as worded on the questionnaire, and recording the answers. A single questionnaire was used, which contained all

the questions asked of every person and household.

Special questionnaires were used for the enumeration of persons in group quarters such as colleges and universities, hospitals, and prisons. These forms contained the same population questions that appeared on the regular census questionnaire, but did not include any housing questions.

## PROCESSING PROCEDURES

The 1980 census questionnaires were processed in a manner similar to that for the 1970 census. They were designed to be processed electronically by the Film Optical Sensing Device for Input into Computer (FOSDIC). For most items on the questionnaire, the information obtained by the enumerator was recorded

by marking the answers in the predesignated positions that would be "read" by FOSDIC from a microfilm copy of the questionnaire and transferred onto computer tape with no intervening manual processing. The computer tape excluded information on individual names and addresses.

The tape containing the information from the questionnaires was processed on the Census Bureau's computers through a number of editing and tabulating steps. Among the products of this operation were computer tapes from which the tables in this report (and most others in the 1980 census publications) were prepared on phototypesetting equipment at the Government Printing Office.

A more detailed description of the data collection and processing procedures can be obtained from the 1980 Census of Population and Housing, *Users' Guide*, PHC80-R1.

## Appendix C.—Accuracy of the Data

---

Since 1980 population counts shown in this report were tabulated from the entries for persons on all questionnaires, these counts are not subject to sampling error. In any large-scale statistical operation such as a decennial census, human and mechanical errors occur. These errors are commonly referred to as nonsampling errors. Such errors include failure to enumerate every household or person in

the population, not obtaining all required information from respondents, obtaining incorrect or inconsistent information, and recording information incorrectly. Errors can also occur during the field review of the enumerators' work, the clerical handling of the census questionnaires, or the electronic processing of the questionnaires.

In an attempt to reduce various types

of nonsampling error in the 1980 census, a number of techniques were introduced on the basis of experience in previous censuses and in tests conducted prior to the census. These quality control and review measures were utilized throughout the data collection and processing phases of the census to minimize undercoverage of the population and housing units and to keep the errors at a minimum.

Superintendent of Documents  
U.S. Government Printing Office  
Washington, D.C. 20402



POSTAGE AND FEES PAID  
U.S. DEPARTMENT OF COMMERCE  
COM-202

**Official Business**  
Penalty for Private Use, \$300

Special Fourth-Class  
Rate—Book

**1990 Census of Population**

Vol. 1  
the Population of

Ch. 1  
Number of Inhabitants

Part 55  
Virgin Islands of the United States

PC80-1-A55

